9051 Mira Mesa Blvd, #910094
San Diego, CA 92191
Tel: 760-390-3989

KD-Validated Anti-MacroH2A.1 Histone Rabbit Monoclonal Antibody

Rabbit monoclonal antibody

ABG1105

Product Overview

Name	KD-Validated Anti-MacroH2A.1 Histone Rabbit Monoclonal Antibody
Accession(Primary)	O75367
Host Species	Rabbit
Clonality	Monoclonal
Isotype	Rabbit IgG
Immunogen	A synthesized peptide derived from human macroH2A.1
Species Reactivity	Human, Mouse, Rat
Calculated MW	Predicted, 40 kDa, observed, 37 kDa
Storage Buffer	Supplied in PBS (pH 7.4) containing 50% glycerol, and 0.02% sodium azide.
Recommended Dilution	Western Blotting (WB): 1:1,000-1:5,000 Flow Cytometry (FCM): 1:2,000

Target information (O75367)

Gene Name	MACROH2A1
About Gene Symbol	MACROH2A1 (MacroH2A.1 Histone) is an epigenetic and nuclear regulatory protein involved in chromatin remodeling and epigenetics and adaptive immunity. It is an important research target in epigenetic regulation, chromatin biology, and cancer research and is widely studied to elucidate cellular mechanisms and identify therapeutic targets.

9051 Mira Mesa Blvd, #910094
San Diego, CA 92191
Tel: 760-390-3989

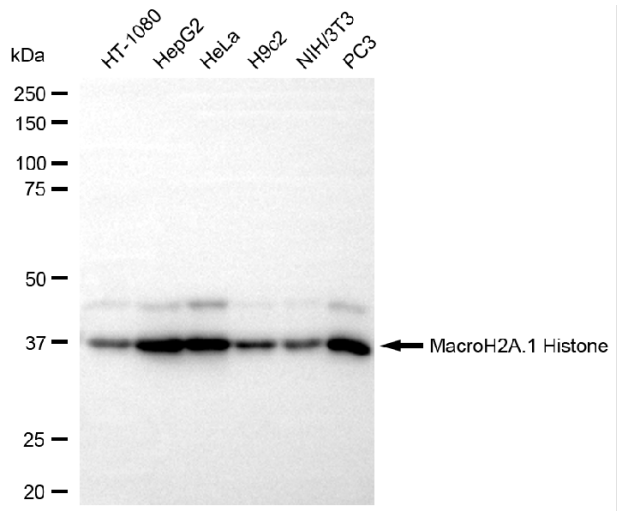

Copyright ©2025 Genuin Biotechnologies LLC

Western blotting analysis using anti-MacroH2A.1 Histone antibody (Cat#ABG1105). Total cell lysates (30 µg) from various cell lines were loaded and separated by SDS-PAGE. The blot was incubated with anti-MacroH2A.1 Histone antibody (Cat#ABG1105, 1:5,000) and HRP-conjugated goat anti-rabbit secondary antibody respectively.

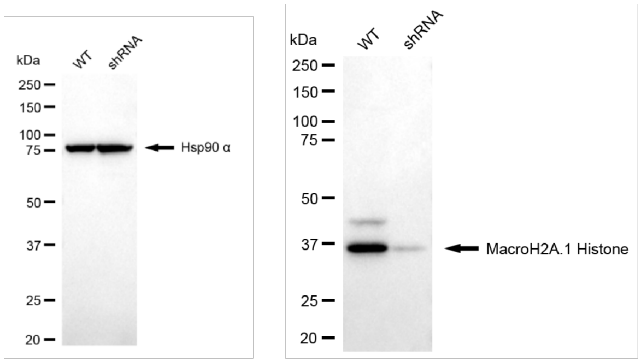

Copyright ©2025 Genuin Biotechnologies LLC

Western blotting analysis using anti-macroH2A.1 histone antibody (Cat#ABG1105). MacroH2A.1 histone expression in wild type (WT) and macroH2A.1 histone (H2AFY) shRNA knockdown (KD) HeLa cells with 20 µg of total cell lysates. Hsp90 α serves as a loading control. The blot was incubated with anti-macroH2A.1 histone antibody (Cat#ABG1105, 1:5,000) and HRP-conjugated goat anti-rabbit secondary antibody respectively.

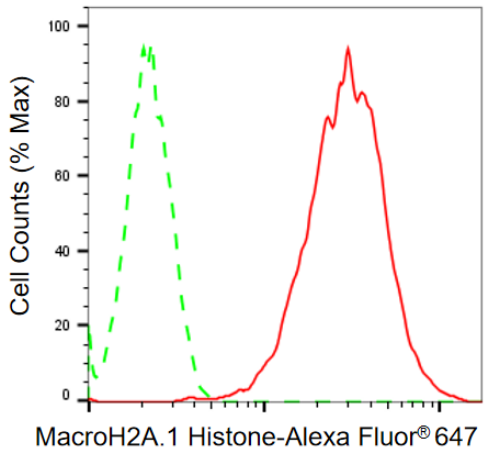

Copyright ©2025 Genuin Biotechnologies LLC

Flow cytometric analysis of MacroH2A.1 Histone expression in HAP-1 cells usiMacroH2A.1 Histone0 α antibody (Cat# ABG1105, 1:2,000). Green, isotype control; red, MacroH2A.1 Histone.