9051 Mira Mesa Blvd, #910094
San Diego, CA 92191
Tel: 760-390-3989

KD-Validated Anti-Adenylosuccinate Lyase Mouse Monoclonal Antibody

Mouse monoclonal antibody

ABG1110

Product Overview

Name	KD-Validated Anti-Adenylosuccinate Lyase Mouse Monoclonal Antibody
Accession(Primary)	P30566
Host Species	Mouse
Clonality	Monoclonal
Isotype	Mouse IgG1
Immunogen	Recombinant protein of human ADSL
Species Reactivity	Human, Rat
Calculated MW	Predicted, 55 kDa, observed, 48 kDa
Storage Buffer	Supplied in PBS (pH 7.4) containing 50% glycerol, and 0.02% sodium azide.
Recommended Dilution	Western Blotting (WB): 1:2,500-1:5,000 Flow Cytometry (FCM): 1:2,000

Target information (P30566)

Gene Name	ADSL
About Gene Symbol	ADSL (Adenylosuccinate Lyase) is a metabolic enzyme involved in cellular metabolism. It is an important research target in metabolic disease, cancer metabolism, and drug discovery and is widely studied to elucidate cellular mechanisms and identify therapeutic targets.

9051 Mira Mesa Blvd, #910094
San Diego, CA 92191
Tel: 760-390-3989

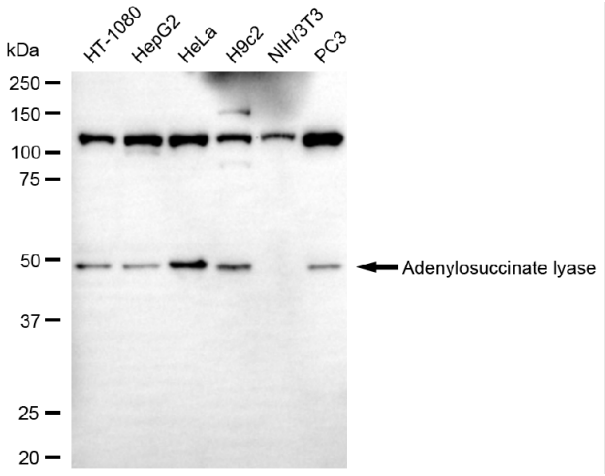

Copyright ©2025 Genuin Biotechnologies LLC

Western blotting analysis using anti-adenylosuccinate lyase antibody (Cat#ABG1110). Total cell lysates (30 µg) from various cell lines were loaded and separated by SDS-PAGE. The blot was incubated with anti-adenylosuccinate lyase antibody (Cat#ABG1110, 1:5,000) and HRP-conjugated goat anti-mouse secondary antibody respectively.

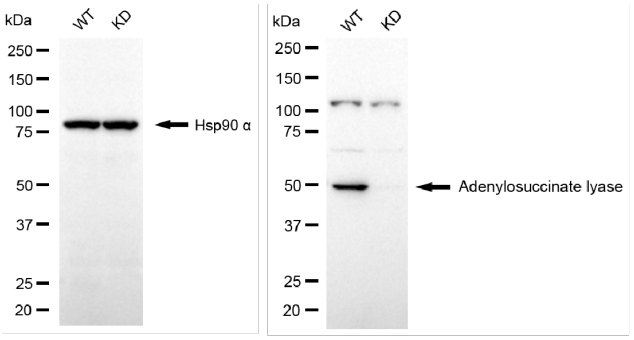

Copyright ©2025 Genuin Biotechnologies LLC

Western blotting analysis using anti-adenylosuccinate lyase antibody (Cat#ABG1110). Adenylosuccinate lyase expression in wild type (WT) and adenylosuccinate lyase (ADSL) knockdown (KD) HSHC cells with 20 µg of total cell lysates. Hsp90 α serves as a loading control. The blot was incubated with anti-adenylosuccinate lyase antibody (Cat#ABG1110, 1:5,000) and HRP-conjugated goat anti-mouse secondary antibody respectively.

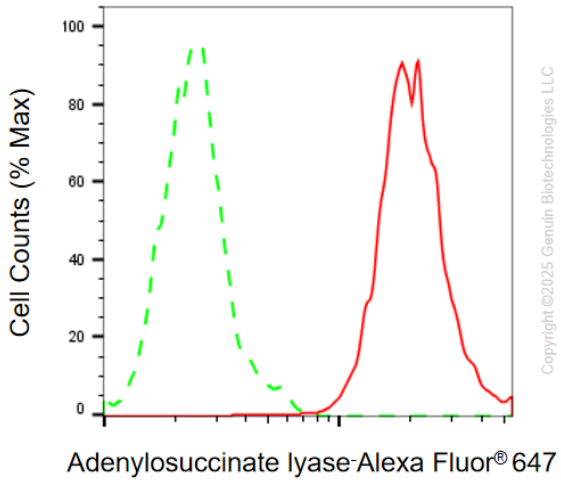

Copyright ©2025 Genuin Biotechnologies LLC

Flow cytometric analysis of Adenylosuccinate lyase expression in HeLa cells using anti-Adenylosuccinate lyase antibody (Cat# ABG1110, 1:2,000). Green, isotype control; red, Adenylosuccinate lyase.