9051 Mira Mesa Blvd, #910094
San Diego, CA 92191
Tel: 760-390-3989

# KD-Validated Anti-TXNDC5 Mouse Monoclonal Antibody

*Mouse monoclonal antibody*

ABG1115

## Product Overview

| | |
|---|---|
| **Name** | KD-Validated Anti-TXNDC5 Mouse Monoclonal Antibody |
| **Accession(Primary)** | Q8NBS9 |
| **Host Species** | Mouse |
| **Clonality** | Monoclonal |
| **Isotype** | Mouse IgG1 |
| **Immunogen** | Recombinant protein of human TXNDC5 |
| **Species Reactivity** | Human |
| **Calculated MW** | Predicted, 48 kDa, observed, 48 kDa |
| **Storage Buffer** | Supplied in PBS (pH 7.4) containing 50% glycerol, and 0.02% sodium azide. |
| **Recommended Dilution** | Western Blotting (WB): 1:2,500-1:5,000 Flow Cytometry (FCM): 1:2,000 |

## Target information (Q8NBS9)

| | |
|---|---|
| **Gene Name** | TXNDC5 |
| **About Gene Symbol** | TXNDC5 (Thioredoxin Domain Containing 5) is a protein kinase and signaling regulator involved in angiogenesis. It is an important research target in cancer, cell signaling, and therapeutic target research and is widely studied to elucidate cellular mechan |

9051 Mira Mesa Blvd, #910094
San Diego, CA 92191
Tel: 760-390-3989

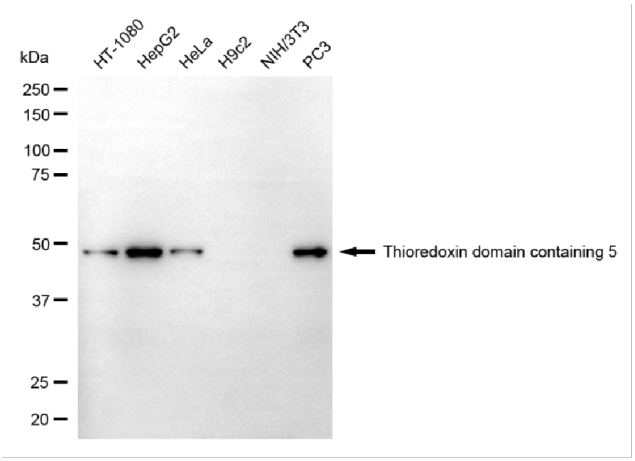


Copyright ©2025 Genuin Biotechnologies LLC

Western blotting analysis using anti-thioredoxin domain containing 5 antibody (Cat#ABG1115). Total cell lysates (30 µg) from various cell lines were loaded and separated by SDS-PAGE. The blot was incubated with anti-thioredoxin domain containing 5 antibody (Cat#ABG1115, 1:5,000) and HRP-conjugated goat anti-mouse secondary antibody respectively.

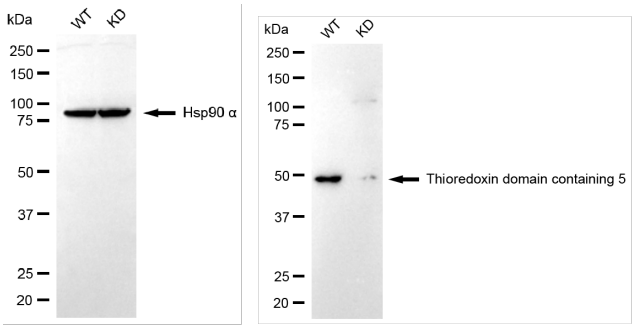


Copyright ©2025 Genuin Biotechnologies LLC

Western blotting analysis using anti-thioredoxin domain containing 5 antibody (Cat#ABG1115). Thioredoxin domain containing 5 expression in wild type (WT) and thioredoxin domain containing 5 (TXNDC5) knockdown (KD) HSHC cells with 30 µg of total cell lysates. Hsp90 α serves as a loading control. The blot was incubated with anti-thioredoxin domain containing 5 antibody (Cat#ABG1115, 1:2,500) and HRP-conjugated goat anti-mouse secondary antibody respectively.

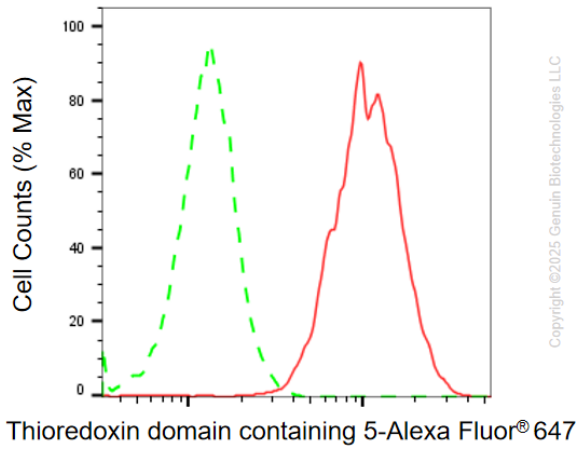


Copyright ©2025 Genuin Biotechnologies LLC

Flow cytometric analysis of Thioredoxin domain containing 5 expression in HT-1080 cells using anti-Thioredoxin domain containing 5 antibody (Cat# ABG1115, 1:2,000). Green, isotype control; red, Thioredoxin domain containing 5.