9051 Mira Mesa Blvd, #910094
San Diego, CA 92191
Tel: 760-390-3989

KD-Validated Anti-AMBP Rabbit Monoclonal Antibody

Rabbit monoclonal antibody

ABG1315

Product Overview

Name	KD-Validated Anti-AMBP Rabbit Monoclonal Antibody
Accession(Primary)	P02760
Host Species	Rabbit
Clonality	Monoclonal
Isotype	Rabbit IgG
Immunogen	A synthesized peptide derived from human AMBP
Species Reactivity	Human
Calculated MW	Predicted, 39 kDa , observed, 39 kDa
Storage Buffer	Supplied in PBS (pH 7.4) containing 50% glycerol, and 0.02% sodium azide.
Recommended Dilution	Western Blotting (WB): 1:1,000-1:5,000 Immunocytochemistry (IC): 1:1,000

Target information (P02760)

Gene Name	AMBP
About Gene Symbol	AMBP (Alpha-1-Microglobulin/Bikunin Precursor) is a formin actin nucleator involved in cytoskeletal organization. It is an important research target in cell biology, cancer metastasis, and cytoskeletal research and is widely studied to elucidate cellular mechanisms and identify therapeutic targets.

9051 Mira Mesa Blvd, #910094
San Diego, CA 92191
Tel: 760-390-3989

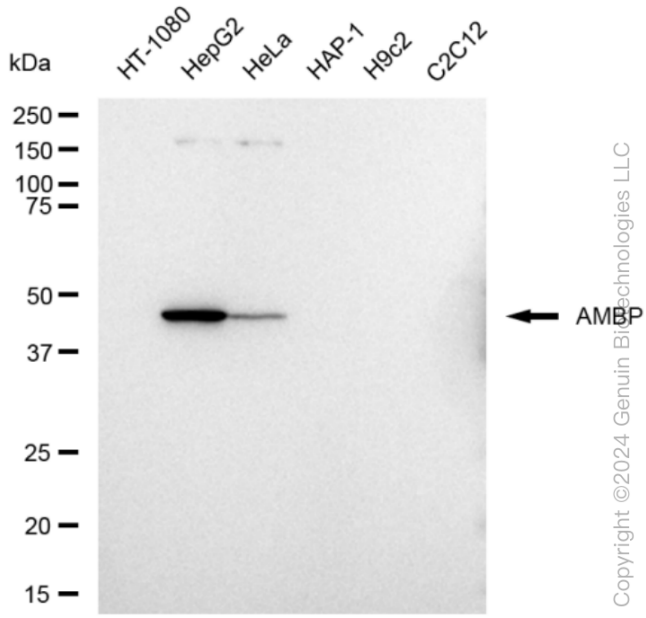

Copyright ©2024 Genuin Biotechnologies LLC

Western blotting analysis using anti-AMBP antibody (Cat#ABG1315). Total cell lysates (30 µg) from various cell lines were loaded and separated by SDS-PAGE. The blot was incubated with anti-AMBP antibody (Cat#ABG1315, 1:5,000) and HRP-conjugated goat anti-rabbit secondary antibody respectively.

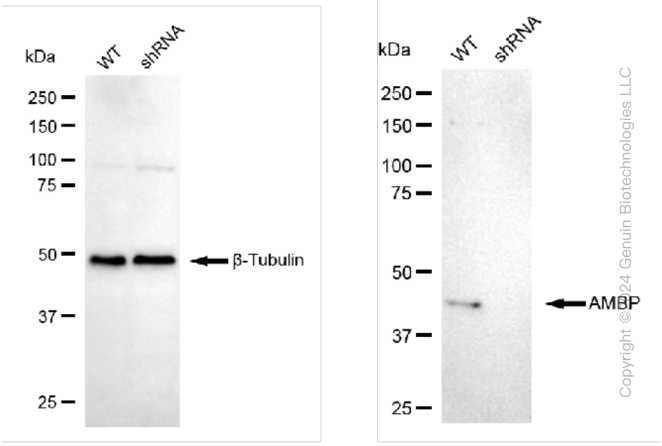

Copyright ©2024 Genuin Biotechnologies LLC

Western blotting analysis using anti-AMBP antibody (Cat#ABG1315). AMBP expression in wild type (WT) and AMBP shRNA knockdown (KD) HeLa cells with 30 µg of total cell lysates. β-Tubulin serves as a loading control. The blot was incubated with anti-AMBP antibody (Cat#ABG1315, 1:5,000) and HRP-conjugated goat anti-rabbit secondary antibody respectively.

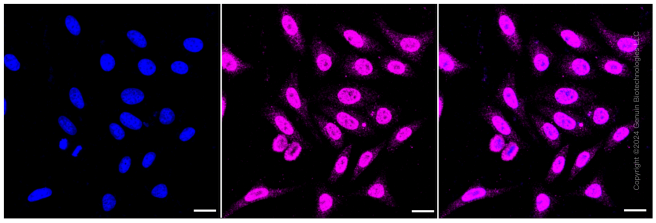

Immunocytochemical staining of HepG2 cells with AMBP antibody (Cat#ABG1315, 1:1,000). Nuclei were stained blue with DAPI; AMBP was stained magenta with Alexa Fluor® 647. Images were taken using Leica stellaris 5. Protein abundance based on laser Intensity and smart gain: Medium. Scale bar: 20 µm.