9051 Mira Mesa Blvd, #910094
San Diego, CA 92191
Tel: 760-390-3989

KD-Validated Anti-Phospho-Cdk2 (Y15) Rabbit Monoclonal Antibody

Rabbit monoclonal antibody

ABG1340

Product Overview

Name	KD-Validated Anti-Phospho-Cdk2 (Y15) Rabbit Monoclonal Antibody
Accession(Primary)	P24941
Host Species	Rabbit
Clonality	Monoclonal
Isotype	Rabbit IgG
Immunogen	A synthesized peptide of human Phospho-Cdk2 (Y15)
Species Reactivity	Human, Mouse, Rat
Calculated MW	Predicted, 34 kDa , observed, 34 kDa
Storage Buffer	Supplied in PBS (pH 7.4) containing 50% glycerol, and 0.02% sodium azide.
Recommended Dilution	Western Blotting (WB): 1:1,000-1:5,000 Flow Cytometry (FCM): 1:2,000

Target information (P24941)

Gene Name	CDK2
About Gene Symbol	CDK2 (Cyclin Dependent Kinase 2) is a protein kinase and signaling regulator involved in cell cycle regulation. It is an important research target in cancer, cell signaling, and therapeutic target research and is widely studied to elucidate cellular mechanisms and identify therapeutic targets.

9051 Mira Mesa Blvd, #910094
San Diego, CA 92191
Tel: 760-390-3989

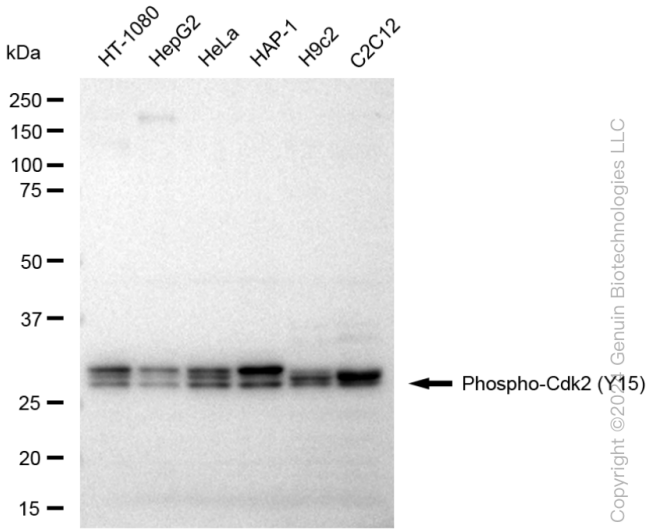

Copyright ©2024 Genuin Biotechnologies LLC

Western blotting analysis using anti-Phospho-Cdk2 (Y15) antibody (Cat#ABG1340). Total cell lysates (30 µg) from various cell lines were loaded and separated by SDS-PAGE. The blot was incubated with anti-Phospho-Cdk2 (Y15) antibody (Cat#ABG1340, 1:5,000) and HRP-conjugated goat anti-rabbit secondary antibody respectively.

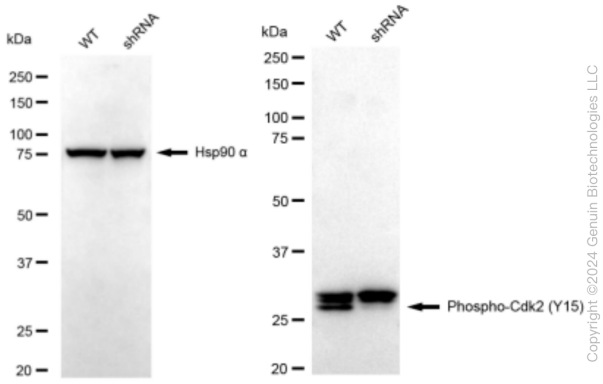

Copyright ©2024 Genuin Biotechnologies LLC

Western blotting analysis using anti-Phospho-Cdk2 (Y15) antibody (Cat#ABG1340). Phospho-Cdk2 (Y15) expression in wild type (WT) and Phospho-Cdk2 (Y15) shRNA knockdown (KD) HeLa cells with 30 µg of total cell lysates. Hsp90 α serves as a loading control. The blot was incubated with anti-Phospho-Cdk2 (Y15) antibody (Cat#ABG1340, 1:5,000) and HRP-conjugated goat anti-rabbit secondary antibody respectively.

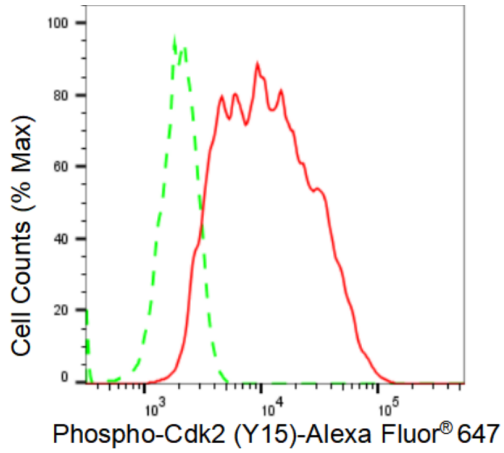

Copyright ©2024 Genuin Biotechnologies LLC

Flow cytometric analysis of Phospho-Cdk2 (Y15) expression in C2C12 cells using Phospho-Cdk2 (Y15) antibody (Cat#ABG1340, 1:2,000). Green, isotype control; red, Phospho-Cdk2 (Y15).