9051 Mira Mesa Blvd, #910094
San Diego, CA 92191
Tel: 760-390-3989

KD-Validated Anti-Zinc fingers and homeoboxes 2 Rabbit Monoclonal Antibody

Rabbit monoclonal antibody

ABG1423

Product Overview

Name	KD-Validated Anti-Zinc fingers and homeoboxes 2 Rabbit Monoclonal Antibody
Accession(Primary)	Q9Y6X8
Host Species	Rabbit
Clonality	Monoclonal
Isotype	Rabbit IgG
Immunogen	A synthesized peptide derived from human ZHX2
Species Reactivity	Human, Mouse, Rat
Calculated MW	Predicted, 92 kDa ; Observed, 110 kDa
Storage Buffer	Supplied in PBS (pH 7.4) containing 50% glycerol, and 0.02% sodium azide.
Recommended Dilution	Western blotting (WB): 1:1,000-1:5,000 Immunocytochemistry (IC): 1:1,000

Target information (Q9Y6X8)

Gene Name	ZHX2
About Gene Symbol	ZHX2 (Zinc Fingers And Homeoboxes 2) is a transcription factor involved in gene transcription and regulation. It is an important research target in gene regulation, development, and cancer research and is widely studied to elucidate cellular mechanisms and identify therapeutic targets.

9051 Mira Mesa Blvd, #910094
San Diego, CA 92191
Tel: 760-390-3989

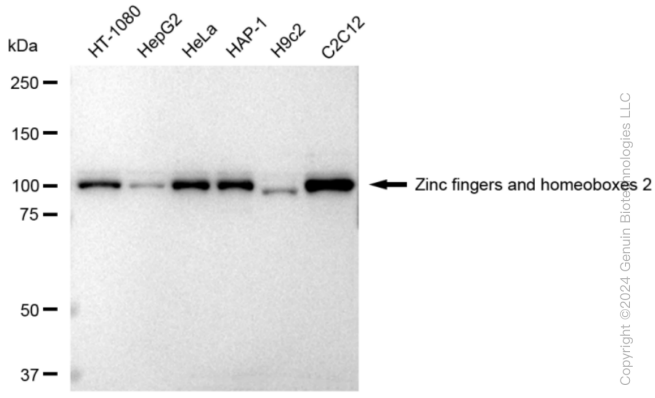

Copyright ©2024 Genuin Biotechnologies LLC

Western blotting analysis using anti-Zinc fingers and homeoboxes 2 antibody (Cat#ABG1423). Total cell lysates (30 µg) from various cell lines were loaded and separated by SDS-PAGE. The blot was incubated with anti-Zinc fingers and homeoboxes 2 antibody (Cat#ABG1423, 1:5,000) and HRP-conjugated goat anti-rabbit secondary antibody respectively.

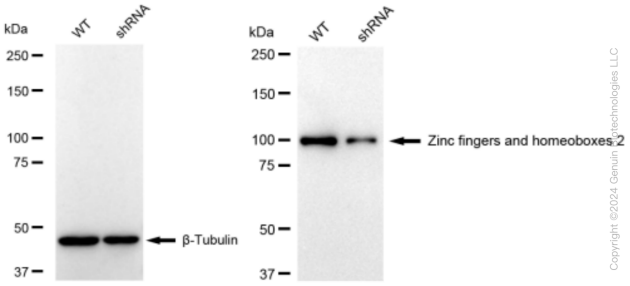

Copyright ©2024 Genuin Biotechnologies LLC

Western blotting analysis using anti-Zinc fingers and homeoboxes 2 antibody (Cat#ABG1423). Zinc fingers and homeoboxes 2 expression in wild type (WT) and Zinc fingers and homeoboxes 2 shRNA knockdown (KD) HeLa cells with 30 µg of total cell lysates. β-Tubulin serves as a loading control. The blot was incubated with anti-Zinc fingers and homeoboxes 2 antibody (Cat#ABG1423, 1:5,000) and HRP-conjugated goat anti-rabbit secondary antibody respectively.

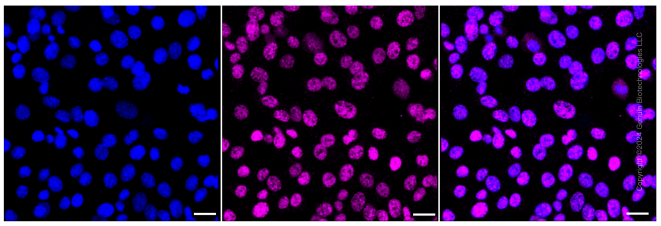

Immunocytochemical staining of C2C12 cells with Zinc fingers and homeoboxes 2 antibody (Cat#ABG1423, 1:1,000). Nuclei were stained blue with DAPI; Zinc fingers and homeoboxes 2 was stained magenta with Alexa Fluor® 647. Images were taken using Leica stellaris 5. Protein abundance based on laser Intensity and smart gain: Medium. Scale bar: 20 µm.