9051 Mira Mesa Blvd, #910094
San Diego, CA 92191
Tel: 760-390-3989

KD-Validated Anti-NDEL1 Rabbit Monoclonal Antibody

Rabbit monoclonal antibody

ABG1456

Product Overview

Name	KD-Validated Anti-NDEL1 Rabbit Monoclonal Antibody
Accession(Primary)	Q9GZM8
Host Species	Rabbit
Clonality	Monoclonal
Isotype	Rabbit IgG
Immunogen	A synthesized peptide derived from human NUDEL
Species Reactivity	Human, Mouse, Rat
Calculated MW	Predicted, 38 kDa , observed, 40 kDa
Storage Buffer	Supplied in PBS (pH 7.4) containing 50% glycerol, and 0.02% sodium azide.
Recommended Dilution	Western Blotting (WB): 1:1,000-1:5,000 Immunocytochemistry (IC): 1:1,000

Target information (Q9GZM8)

Gene Name	NDEL1
About Gene Symbol	NDEL1 (NudE Neurodevelopment Protein 1 Like 1) is a protease enzyme involved in cellular metabolism. It is an important research target in neurological and neurodevelopmental disorders and is widely studied to elucidate cellular mechanisms and identify therapeutic targets.

9051 Mira Mesa Blvd, #910094
San Diego, CA 92191
Tel: 760-390-3989

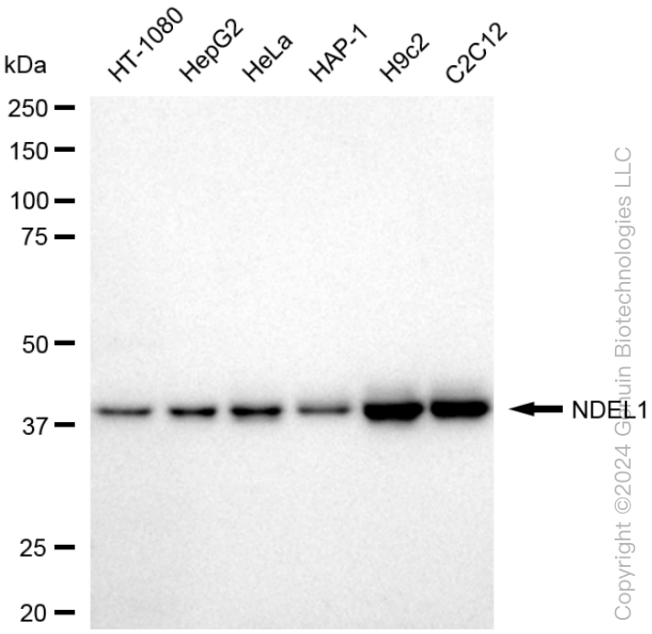

Copyright ©2024 Genuin Biotechnologies LLC

Western blotting analysis using anti-NDEL1 antibody (Cat#ABG1456). Total cell lysates (30 µg) from various cell lines were loaded and separated by SDS-PAGE. The blot was incubated with anti-NDEL1 antibody (Cat#ABG1456, 1:5,000) and HRP-conjugated goat anti-rabbit secondary antibody respectively.

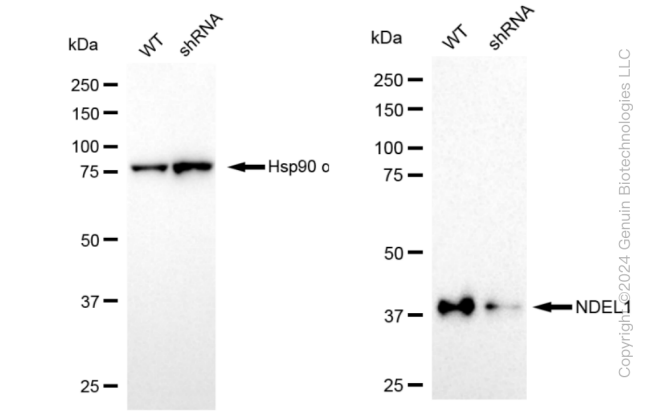

Copyright ©2024 Genuin Biotechnologies LLC

Western blotting analysis using anti-NDEL1 antibody (Cat#ABG1456). NDEL1 expression in wild type (WT) and NDEL1 shRNA knockdown (KD) HeLa cells with 30 µg of total cell lysates. Hsp90 α serves as a loading control. The blot was incubated with anti-NDEL1 antibody (Cat#ABG1456, 1:5,000) and HRP-conjugated goat anti-rabbit secondary antibody respectively.

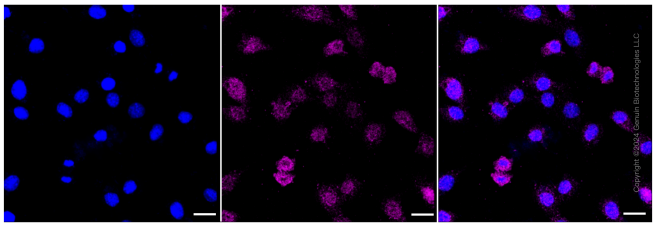

Immunocytochemical staining of C2C12 cells with NDEL1 antibody (Cat#ABG1456, 1:1,000). Nuclei were stained blue with DAPI; NDEL1 was stained magenta with Alexa Fluor® 647. Images were taken using Leica stellaris 5. Protein abundance based on laser Intensity and smart gain: Very low. Scale bar: 20 µm.