9051 Mira Mesa Blvd, #910094
San Diego, CA 92191
Tel: 760-390-3989

KD-Validated Anti-Thioredoxin reductase 2 Rabbit Monoclonal Antibody

Rabbit monoclonal antibody

ABG1491

Product Overview

Name	KD-Validated Anti-Thioredoxin reductase 2 Rabbit Monoclonal Antibody
Accession(Primary)	Q9NNW7
Host Species	Rabbit
Clonality	Monoclonal
Isotype	Rabbit IgG
Immunogen	A synthesized peptide derived from human TXNRD2
Species Reactivity	Human
Calculated MW	Predicted, 57 kD a , observed, 57 kDa
Storage Buffer	Supplied in PBS (pH 7.4) containing 50% glycerol, and 0.02% sodium azide.
Recommended Dilution	Western Blotting (WB): 1:1,000-1:5,000 Flow Cytometry(FCM):1:2,000

Target information (Q9NNW7)

Gene Name	TXNRD2
About Gene Symbol	TXNRD2 (Thioredoxin Reductase 2) is a metabolic enzyme involved in cellular metabolism. It is an important research target in metabolic disease, cancer metabolism, and drug discovery and is widely studied to elucidate cellular mechanisms and identify therapeutic targets.

9051 Mira Mesa Blvd, #910094
San Diego, CA 92191
Tel: 760-390-3989

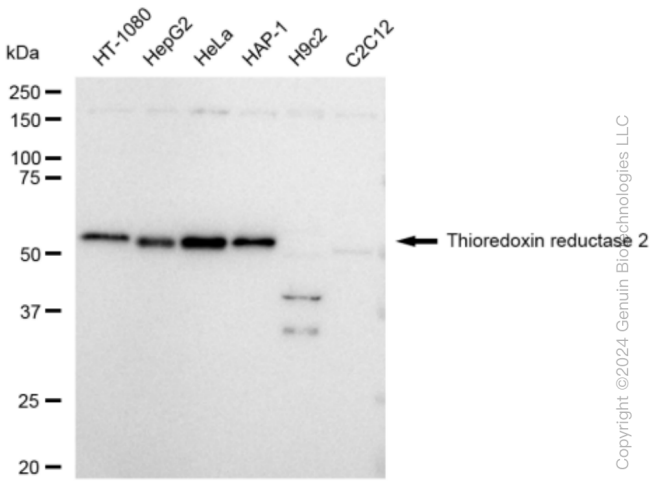

Copyright ©2024 Genuin Biotechnologies LLC

Western blotting analysis using anti-Thioredoxin reductase 2 antibody (Cat#ABG1491). Total cell lysates (30 µg) from various cell lines were loaded and separated by SDS-PAGE. The blot was incubated with anti-Thioredoxin reductase 2 antibody (Cat#ABG1491, 1:5,000) and HRP-conjugated goat anti-rabbit secondary antibody respectively.

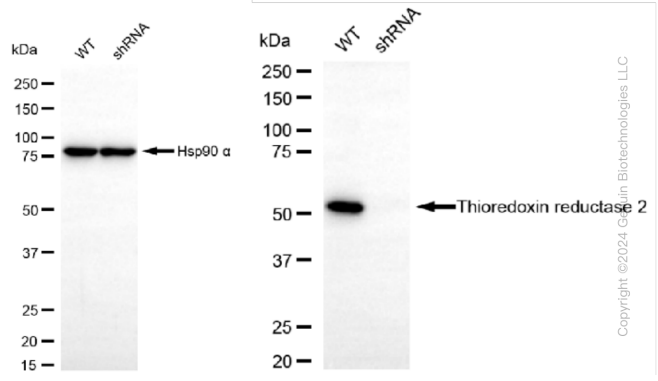

Copyright ©2024 Genuin Biotechnologies LLC

Western blotting analysis using anti-Thioredoxin reductase 2 antibody (Cat#ABG1491). Thioredoxin reductase 2 expression in wild type (WT) and Thioredoxin reductase 2 shRNA knockdown (KD) HT-1080 cells with 30 µg of total cell lysates. Hsp90 α serves as a loading control. The blot was incubated with anti-Thioredoxin reductase 2 antibody (Cat#ABG1491, 1:5,000) and HRP-conjugated goat anti-rabbit secondary antibody respectively.

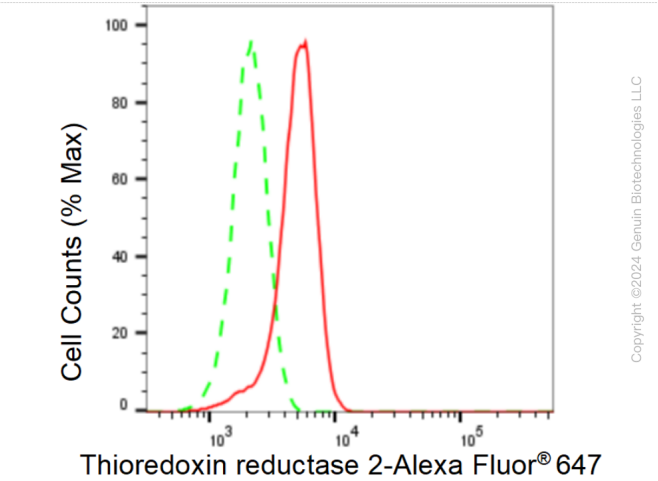

Copyright ©2024 Genuin Biotechnologies LLC

Flow cytometric analysis of Thioredoxin reductase 2 expression in HeLa cells using Thioredoxin reductase 2 antibody (Cat#ABG1491, 1:2,000). Green, isotype control; red, Thioredoxin reductase 2.