9051 Mira Mesa Blvd, #910094
San Diego, CA 92191
Tel: 760-390-3989

KD-Validated Anti-EIF2AK4 Rabbit Monoclonal Antibody

Rabbit monoclonal antibody

ABG1515

Product Overview

Name	KD-Validated Anti-EIF2AK4 Rabbit Monoclonal Antibody
Accession(Primary)	Q9P2K8
Host Species	Rabbit
Clonality	Monoclonal
Isotype	Rabbit IgG
Immunogen	A synthesized peptide derived from human GCN2
Species Reactivity	Human, Rat
Calculated MW	Predicted, 187 kDa , observed, 187 kDa
Storage Buffer	Supplied in PBS (pH 7.4) containing 50% glycerol, and 0.02% sodium azide.
Recommended Dilution	Western Blotting (WB):1:1,000-1:5,000 Flow Cytometry (FCM): 1:2,000

Target information (Q9P2K8)

Gene Name	EIF2AK4
About Gene Symbol	EIF2AK4 (Eukaryotic Translation Initiation Factor 2 Alpha Kinase 4) is a protein kinase and signaling regulator involved in translational regulation. It is an important research target in cancer, cell signaling, and therapeutic target research and is widely studied to elucidate cellular mechanisms and identify therapeutic targets.

9051 Mira Mesa Blvd, #910094
San Diego, CA 92191
Tel: 760-390-3989

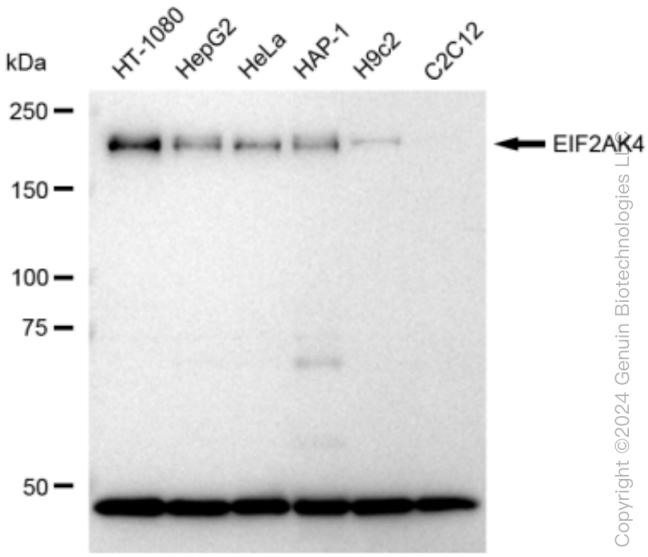

Copyright ©2024 Genuin Biotechnologies LLC

Western blotting analysis using anti-EIF2AK4 antibody (Cat#ABG1515). Total cell lysates (30 µg) from various cell lines were loaded and separated by SDS-PAGE. The blot was incubated with anti-EIF2AK4 antibody (Cat#ABG1515, 1:5,000) and HRP-conjugated goat anti-rabbit secondary antibody respectively.

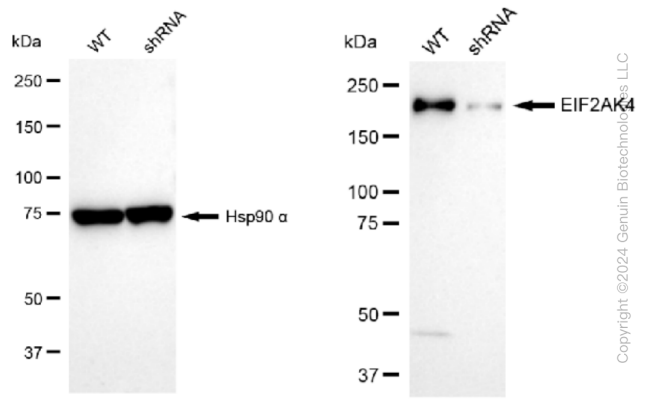

Copyright ©2024 Genuin Biotechnologies LLC

Western blotting analysis using anti-EIF2AK4 antibody (Cat#ABG1515). EIF2AK4 expression in wild type (WT) and EIF2AK4 shRNA knockdown (KD) HeLa cells with 30 µg of total cell lysates. Hsp90 α serves as a loading control. The blot was incubated with anti-EIF2AK4 antibody (Cat#ABG1515, 1:5,000) and HRP-conjugated goat anti-rabbit secondary antibody respectively.

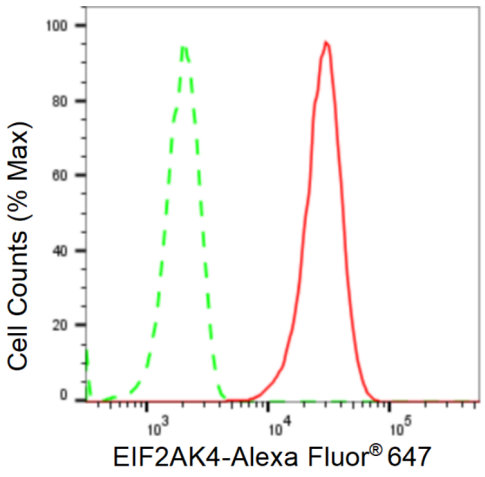

Copyright ©2024 Genuin Biotechnologies LLC

Flow cytometric analysis of EIF2AK4 expression in HT-1080 cells using EIF2AK4 antibody (Cat#ABG1515, 1:2,000). Green, isotype control; red, EIF2AK4.