9051 Mira Mesa Blvd, #910094
San Diego, CA 92191
Tel: 760-390-3989

KD-Validated Anti-ALDOA Rabbit Monoclonal Antibody

Rabbit monoclonal antibody

ABG1849

Product Overview

Name	KD-Validated Anti-ALDOA Rabbit Monoclonal Antibody
Accession(Primary)	P04075
Host Species	Rabbit
Clonality	Monoclonal
Isotype	Rabbit IgG
Immunogen	A synthesized peptide derived from human Aldolase
Species Reactivity	Human, Mouse, Rat
Calculated MW	Predicted, 39 kDa, observed, 36 kDa
Storage Buffer	Supplied in PBS (pH 7.4) containing 50% glycerol, and 0.02% sodium azide.
Recommended Dilution	Western Blotting (WB): 1:1,000-1:5,000

Target information (P04075)

Gene Name	ALDOA
About Gene Symbol	ALDOA (Aldolase, Fructose-Bisphosphate A) is a metabolic enzyme involved in adaptive immunity. It is an important research target in cancer research and is widely studied to elucidate cellular mechanisms and identify therapeutic targets.

9051 Mira Mesa Blvd, #910094
San Diego, CA 92191
Tel: 760-390-3989

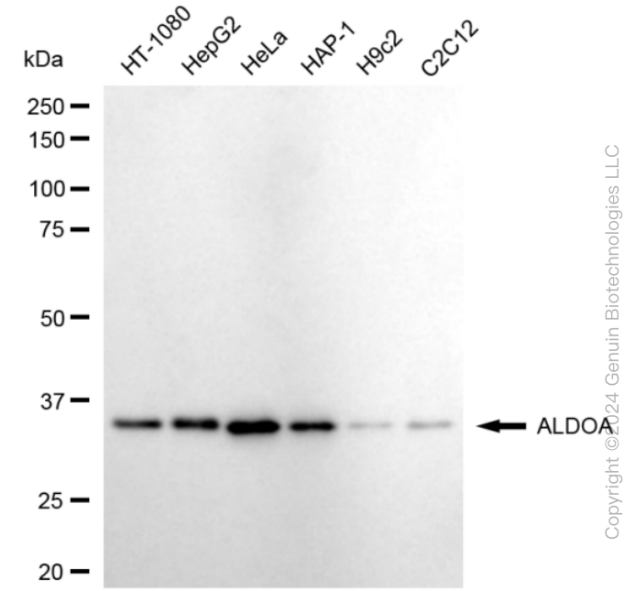

Copyright ©2024 Genuin Biotechnologies LLC

Western blotting analysis using anti-ALDOA antibody (Cat#ABG1849). Total cell lysates (30 µg) from various cell lines were loaded and separated by SDS-PAGE. The blot was incubated with anti-ALDOA antibody (Cat#ABG1849, 1:5,000) and HRP-conjugated goat anti-rabbit secondary antibody respectively.

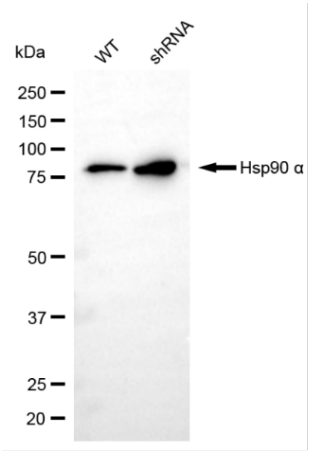

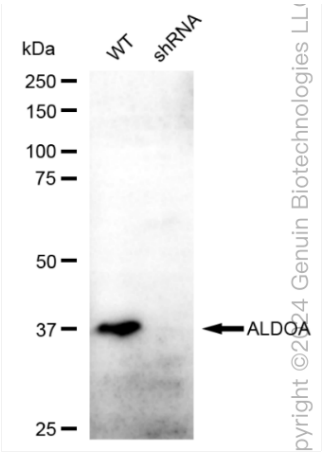

pyright ©2024 Genuin Biotechnologies LL

Western blotting analysis using anti-ALDOA antibody (Cat#ABG1849). ALDOA expression in wild-type (WT) and ALDOA shRNA knockdown (KD) HeLa cells with 20 µg of total cell lysates. Hsp90 α serves as a loading control. The blot was incubated with anti-ALDOA antibody (Cat#ABG1849, 1:5,000) and HRP-conjugated goat anti-rabbit secondary antibody respectively.