9051 Mira Mesa Blvd, #910094
San Diego, CA 92191
Tel: 760-390-3989

# KD-Validated Anti-CRABP2 Rabbit Monoclonal Antibody

*Rabbit monoclonal antibody*

ABG1859

## Product Overview

| | |
|---|---|
| **Name** | KD-Validated Anti-CRABP2 Rabbit Monoclonal Antibody |
| **Accession(Primary)** | P29373 |
| **Host Species** | Rabbit |
| **Clonality** | Monoclonal |
| **Isotype** | Rabbit IgG |
| **Immunogen** | Recombinant protein of human CRABP2 |
| **Species Reactivity** | Human, Mouse |
| **Calculated MW** | Predicted, 16 kDa, observed, 16 kDa |
| **Storage Buffer** | Supplied in PBS (pH 7.4) containing 50% glycerol, and 0.02% sodium azide. |
| **Recommended Dilution** | Western Blotting (WB): 1:1,000-1:5,000 Flow Cytometry (FCM): 1:2,000 |

## Target information (P29373)

| | |
|---|---|
| **Gene Name** | CRABP2 |
| **About Gene Symbol** | CRABP2 (Cellular Retinoic Acid Binding Protein 2) is a protein kinase and signaling regulator involved in cell signaling and proliferation. It is an important research target in cancer, cell signaling, and therapeutic target research and is widely studied to elucidate cellular mechanisms and identify therapeutic targets. |

9051 Mira Mesa Blvd, #910094
San Diego, CA 92191
Tel: 760-390-3989

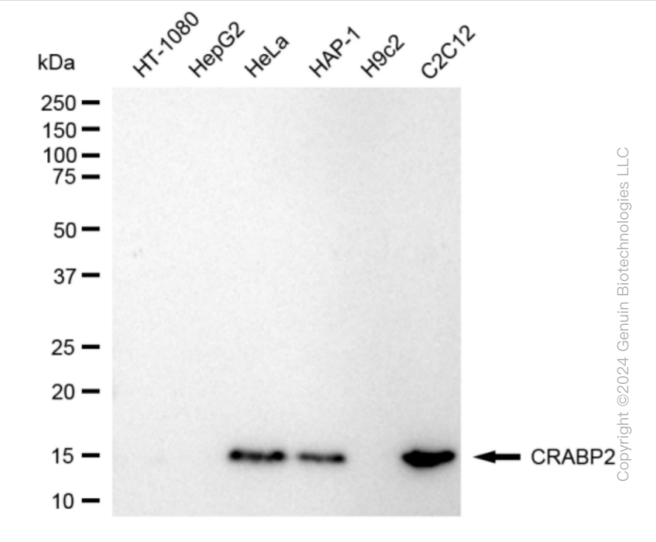


Western blotting analysis using anti-CRABP2 antibody (Cat#ABG1859). Total cell lysates (30 µg) from various cell lines were loaded and separated by SDS-PAGE. The blot was incubated with anti-CRABP2 antibody (Cat#ABG1859, 1:5,000) and HRP-conjugated goat anti-rabbit secondary antibody respectively.

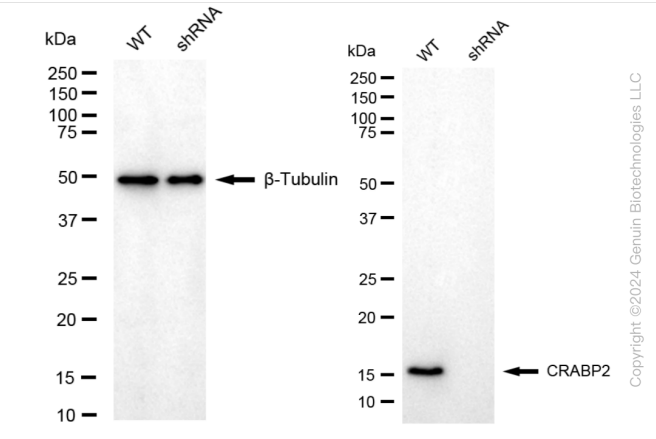


Western blotting analysis using anti-CRABP2 antibody (Cat#ABG1859). CRABP2 expression in wild-type (WT) and CRABP2 shRNA knockdown (KD) HeLa cells with 20 µg of total cell lysates. β-Tubulin serves as a loading control. The blot was incubated with anti-CRABP2 antibody (Cat#ABG1859, 1:5,000) and HRP-conjugated goat anti-rabbit secondary antibody respectively.

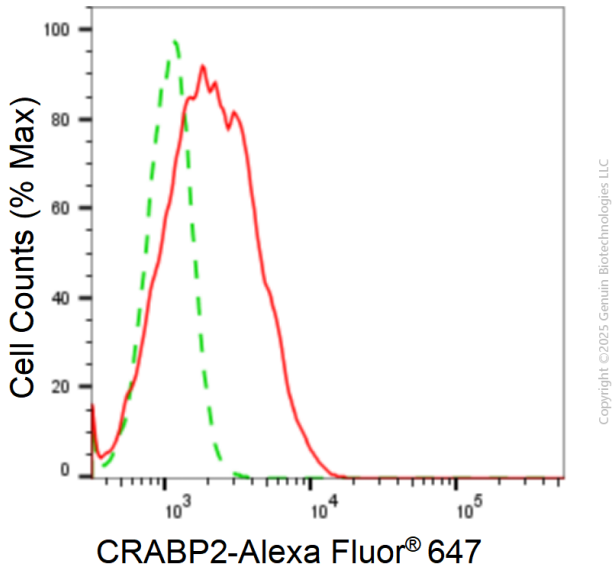


Flow cytometric analysis of CRABP2 expression in C2C12 cells using anti-CRABP2 antibody (Cat#ABG1859, 1:2,000). Green, isotype control; red, CRABP2.