9051 Mira Mesa Blvd, #910094
San Diego, CA 92191
Tel: 760-390-3989

KD-Validated Anti-Leukotriene A4 Hydrolase Mouse Monoclonal Antibody

Mouse monoclonal antibody

ABG1898

Product Overview

Name	KD-Validated Anti-Leukotriene A4 Hydrolase Mouse Monoclonal Antibody
Accession(Primary)	P09960
Host Species	Mouse
Clonality	Monoclonal
Isotype	Mouse IgG2b
Immunogen	Recombinant protein of human LTA4H
Species Reactivity	Human, Mouse, Rat
Calculated MW	Predicted, 69 kDa, observed, 69 kDa
Storage Buffer	Supplied in PBS (pH 7.4) containing 50% glycerol, and 0.02% sodium azide.
Recommended Dilution	Western Blotting (WB): 1:2,500-1:5,000 Flow Cytometry (FCM): 1:2,000

Target information (P09960)

Gene Name	LTA4H
About Gene Symbol	LTA4H (Leukotriene A4 Hydrolase) is a protease enzyme involved in cellular metabolism. It is an important research target in metabolic disease, cancer metabolism, and drug discovery and is widely studied to elucidate cellular mechanisms and identify therapeutic targets.

9051 Mira Mesa Blvd, #910094
San Diego, CA 92191
Tel: 760-390-3989

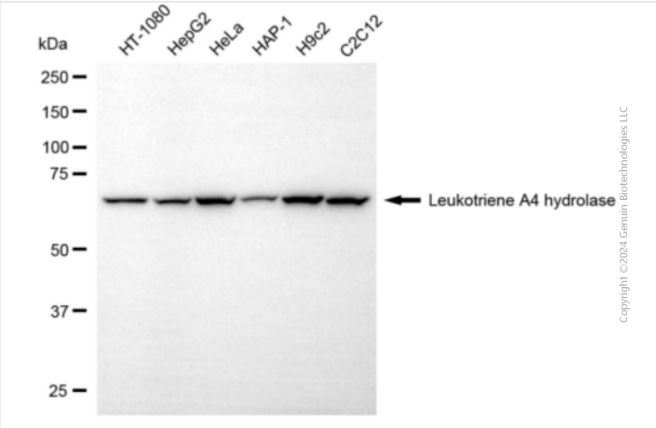

Western blotting analysis using anti-leukotriene A4 hydrolase antibody (Cat#ABG1898). Total cell lysates (30 µg) from various cell lines were loaded and separated by SDS-PAGE. The blot was incubated with anti-leukotriene A4 hydrolase antibody (Cat#ABG1898, 1:5,000) and HRP-conjugated goat anti-mouse secondary antibody respectively.

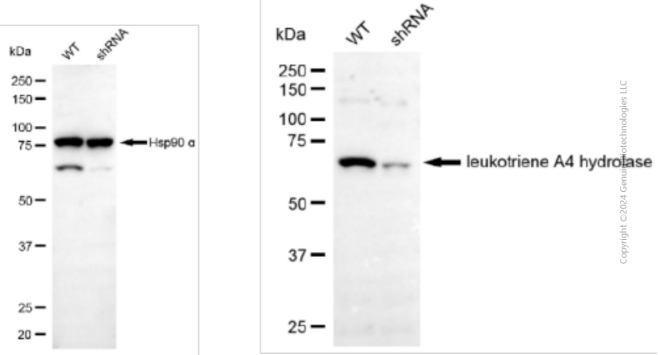

Western blotting analysis using anti-leukotriene A4 hydrolase antibody (Cat#ABG1898). Leukotriene A4 hydrolase expression in wild type (WT) and leukotriene A4 hydrolase (LTA4H) shRNA knockdown (KD) HeLa cells with 20 µg of total cell lysates. Hsp90 α serves as a loading control. The blot was incubated with anti-leukotriene A4 hydrolase antibody (Cat#ABG1898, 1:5,000) and HRP-conjugated goat anti-mouse secondary antibody respectively.

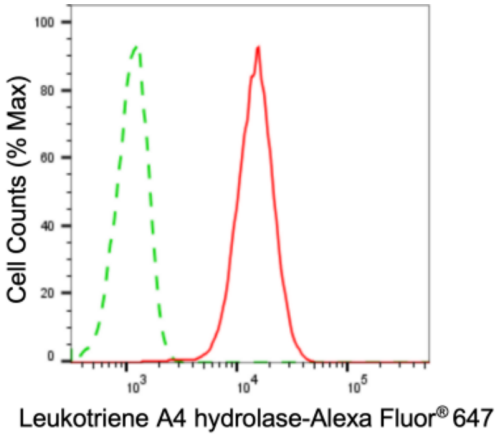

Flow cytometric analysis of Leukotriene A4 hydrolase expression in C2C12 cells using anti-Leukotriene A4 hydrolase antibody (Cat#ABG1898, 1:2,000). Green, isotype control; red, Leukotriene A4 hydrolase.