9051 Mira Mesa Blvd, #910094
San Diego, CA 92191
Tel: 760-390-3989

KD-Validated Anti-Cystathionine Gamma-Lyase Mouse Monoclonal Antibody

Mouse monoclonal antibody

ABG1903

Product Overview

Name	KD-Validated Anti-Cystathionine Gamma-Lyase Mouse Monoclonal Antibody
Accession(Primary)	P32929
Host Species	Mouse
Clonality	Monoclonal
Isotype	Mouse IgG2b
Immunogen	Recombinant protein of human CTH
Species Reactivity	Human, Mouse
Calculated MW	Predicted, 45 kDa, Observed, 45 kDa
Storage Buffer	Supplied in PBS (pH 7.4) containing 50% glycerol, and 0.02% sodium azide.
Recommended Dilution	Western Blotting (WB): 1:2,500-1:5,000 Flow Cytometry (FCM): 1:2,000

Target information (P32929)

Gene Name	CTH
About Gene Symbol	CTH (Cystathionine Gamma-Lyase) is a metabolic enzyme involved in cellular metabolism. It is an important research target in metabolic disease, cancer metabolism, and drug discovery and is widely studied to elucidate cellular mechanisms and identify therapeutic targets.

9051 Mira Mesa Blvd, #910094
San Diego, CA 92191
Tel: 760-390-3989

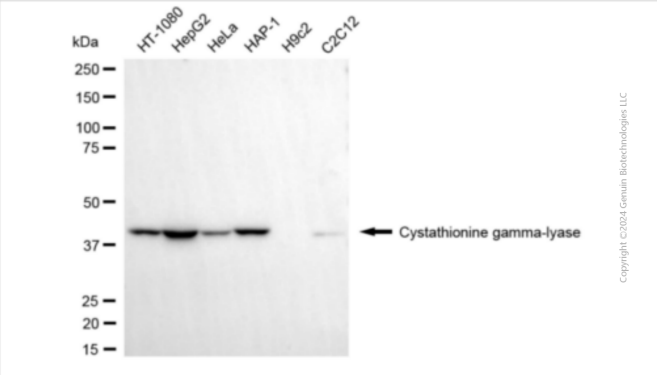

Western blotting analysis using anti-cystathionine gamma-lyase antibody (Cat#ABG1903). Total cell lysates (30 µg) from various cell lines were loaded and separated by SDS-PAGE. The blot was incubated with anti-cystathionine gamma-lyase antibody (Cat#ABG1903, 1:5,000) and HRP-conjugated goat anti-mouse secondary antibody respectively.

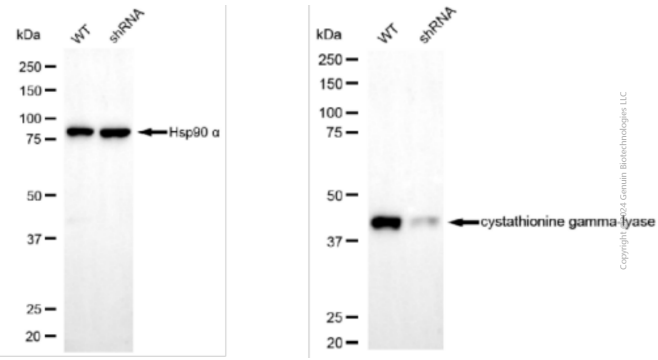

Western blotting analysis using anti-cystathionine gamma-lyase antibody (Cat#ABG1903). Cystathionine gamma-lyase expression in wild type (WT) and cystathionine gamma-lyase (CTH) shRNA knockdown (KD) HeLa cells with 20 µg of total cell lysates. Hsp90 α serves as a loading control. The blot was incubated with anti-cystathionine gamma-lyase antibody (Cat#ABG1903, 1:5,000) and HRP-conjugated goat anti-mouse secondary antibody respectively.

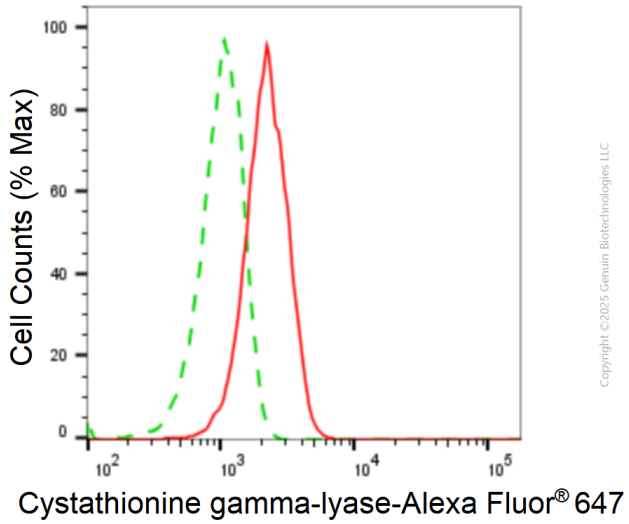

Flow cytometric analysis of cystathionine gamma-lyase expression in HepG2 cells using anti-cystathionine gamma-lyase antibody (Cat#ABG1903, 1:2,000). Green, isotype control; red, cystathionine gamma-lyase.