9051 Mira Mesa Blvd, #910094
San Diego, CA 92191
Tel: 760-390-3989

KD-Validated Anti-ALPL Mouse Monoclonal Antibody

Mouse monoclonal antibody

ABG1924

Product Overview

Name	KD-Validated Anti-ALPL Mouse Monoclonal Antibody
Accession(Primary)	P05186
Host Species	Mouse
Clonality	Monoclonal
Isotype	Mouse IgG1
Immunogen	Recombinant protein of human ALPL
Species Reactivity	Human
Calculated MW	Predicted, 57 kDa, observed, 75 kDa
Storage Buffer	Supplied in PBS (pH 7.4) containing 50% glycerol, and 0.02% sodium azide.
Recommended Dilution	Western Blotting (WB): 1:1,000-1:5,000 Flow Cytometry (FCM): 1:2,000

Target information (P05186)

Gene Name	ALPL
About Gene Symbol	ALPL (Alkaline Phosphatase, Biomineralization Associated) is a protein phosphatase involved in cellular metabolism. It is an important research target in bone biology and is widely studied to elucidate cellular mechanisms and identify therapeutic targets.

9051 Mira Mesa Blvd, #910094
San Diego, CA 92191
Tel: 760-390-3989

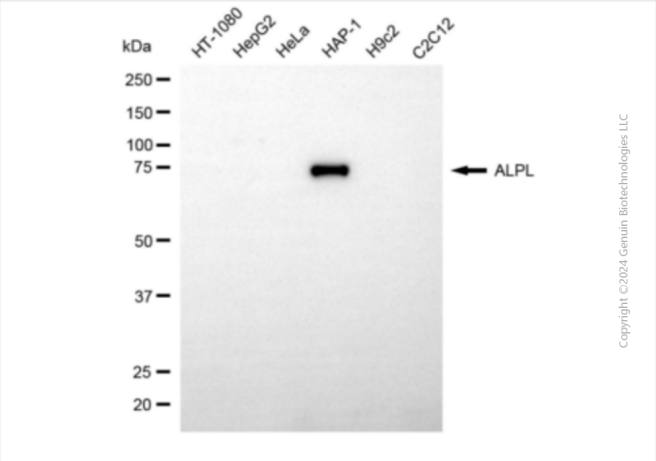

Western blotting analysis using anti-ALPL antibody (Cat#ABG1924). Total cell lysates (30 µg) from various cell lines were loaded and separated by SDS-PAGE. The blot was incubated with anti-ALPL antibody (Cat#ABG1924, 1:5,000) and HRP-conjugated goat anti-mouse secondary antibody respectively.

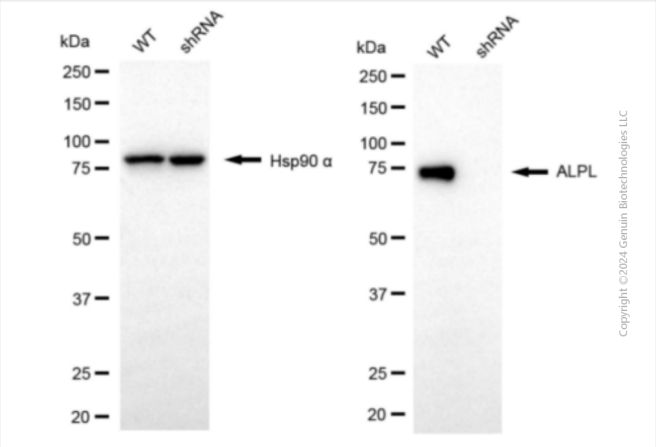

Western blotting analysis using anti-ALPL antibody (Cat#ABG1924). ALPL expression in wild type (WT) and ALPL shRNA knockdown (KD) HeLa cells with 20 µg of total cell lysates. Hsp90 α serves as a loading control. The blot was incubated with anti-ALPL antibody (Cat#ABG1924, 1:5,000) and HRP-conjugated goat anti-mouse secondary antibody respectively.

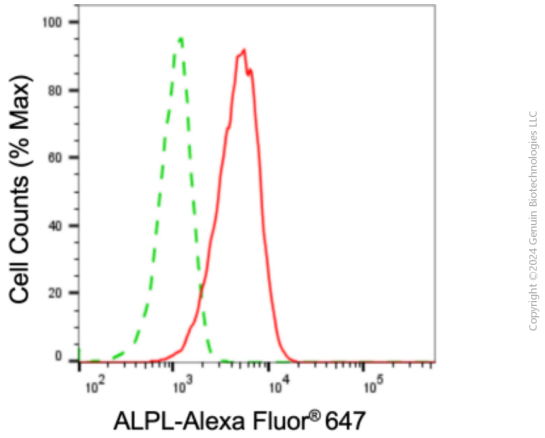

Flow cytometric analysis of ALPL expression in HepG2 cells using anti-ALPL antibody (Cat#ABG1924, 1:2,000). Green, isotype control; red, ALPL.