9051 Mira Mesa Blvd, #910094
San Diego, CA 92191
Tel: 760-390-3989

KD-Validated Anti-G protein subunit beta 2 Rabbit Monoclonal Antibody

Rabbit monoclonal antibody

ABG1932

Product Overview

Name	KD-Validated Anti-G protein subunit beta 2 Rabbit Monoclonal Antibody
Accession(Primary)	P62879
Host Species	Rabbit
Clonality	Monoclonal
Isotype	Rabbit IgG
Immunogen	A synthesized peptide derived from human GNB2
Species Reactivity	Human, Mouse, Rat
Calculated MW	Predicted, 37 kDa , observed, 35 kDa
Storage Buffer	Supplied in PBS (pH 7.4) containing 50% glycerol, and 0.02% sodium azide.
Recommended Dilution	Western Blotting (WB): 1:1,000-1:5,000 Flow Cytometry (FCM): 1:2,000

Target information (P62879)

Gene Name	GNB2
About Gene Symbol	GNB2 (Transducin Beta Chain 2) is a protein kinase and signaling regulator involved in cell signaling and proliferation. It is an important research target in cancer, cell signaling, and therapeutic target research and is widely studied to elucidate cellu

9051 Mira Mesa Blvd, #910094
San Diego, CA 92191
Tel: 760-390-3989

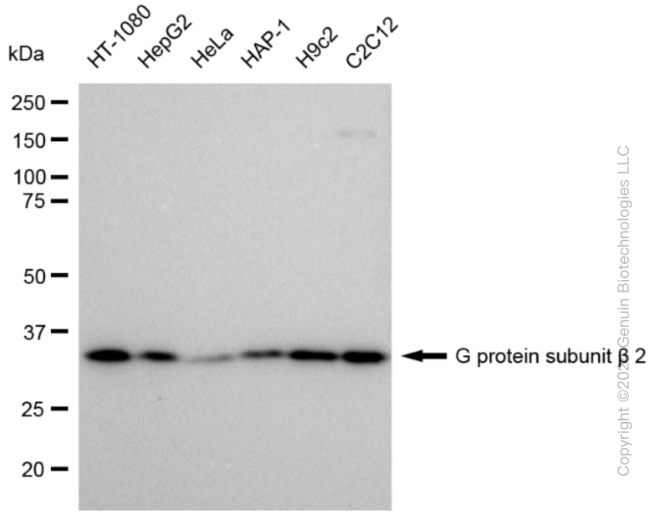

Western blotting analysis using anti-G protein subunit beta 2 antibody (Cat#ABG1932). Total cell lysates (30 µg) from various cell lines were loaded and separated by SDS-PAGE. The blot was incubated with anti-G protein subunit beta 2 antibody (Cat#ABG1932, 1:5,000) and HRP-conjugated goat anti-rabbit secondary antibody respectively.

Copyright ©2024 Genuin Biotechnologies LLC

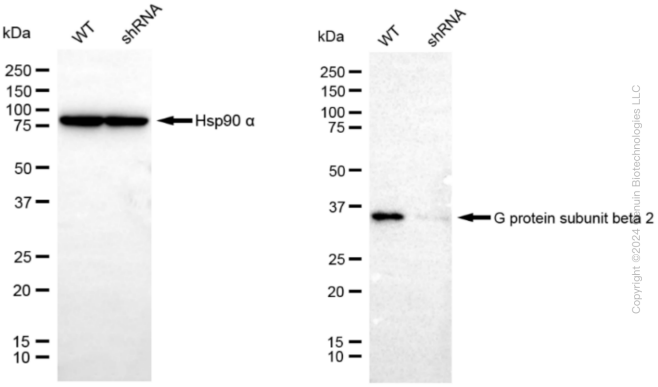

Western blotting analysis using anti-G protein subunit beta 2 antibody (Cat#ABG1932). G protein subunit beta 2 expression in wild type (WT) and G protein subunit beta 2 shRNA knockdown (KD) HeLa cells with 30 µg of total cell lysates. β-Tubulin serves as a loading control. The blot was incubated with anti-G protein subunit beta 2 antibody (Cat#ABG1932, 1:5,000) and HRP-conjugated goat anti-rabbit secondary antibody respectively.

Copyright ©2024 Genuin Biotechnologies LLC

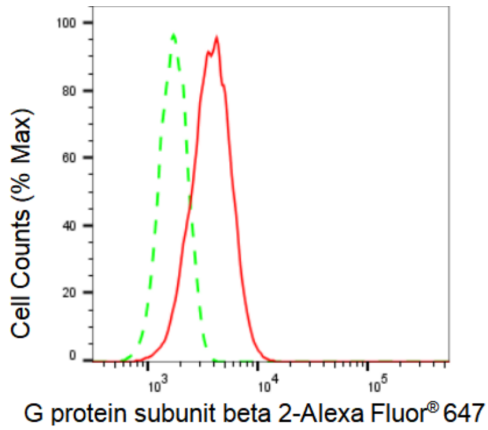

Flow cytometric analysis of G protein subunit beta 2 expression in HT-1080 cells using G protein subunit beta 2 antibody (Cat#ABG1932, 1:2,000). Green, isotype control; red, G protein subunit beta 2.

Copyright ©2024 Genuin Biotechnologies LLC