9051 Mira Mesa Blvd, #910094
San Diego, CA 92191
Tel: 760-390-3989

KD-Validated Anti-Annexin A6 Rabbit Monoclonal Antibody

Rabbit monoclonal antibody

ABG1976

Product Overview

Name	KD-Validated Anti-Annexin A6 Rabbit Monoclonal Antibody
Accession(Primary)	P08133
Host Species	Rabbit
Clonality	Monoclonal
Isotype	Rabbit IgG
Immunogen	Recombinant protein of human Annexin VI
Species Reactivity	Human, Mouse, Rat
Calculated MW	Predicted, 76 kDa, observed, 70 kDa
Storage Buffer	Supplied in PBS (pH 7.4) containing 50% glycerol, and 0.02% sodium azide.
Recommended Dilution	Western Blotting (WB): 1:1,000-1:5,000

Target information (P08133)

Gene Name	ANXA6
About Gene Symbol	ANXA6 (Annexin A6) is a protein kinase and signaling regulator involved in cell signaling and proliferation. It is an important research target in cancer, cell signaling, and therapeutic target research and is widely studied to elucidate cellular mechanisms and identify therapeutic targets.

9051 Mira Mesa Blvd, #910094
San Diego, CA 92191
Tel: 760-390-3989

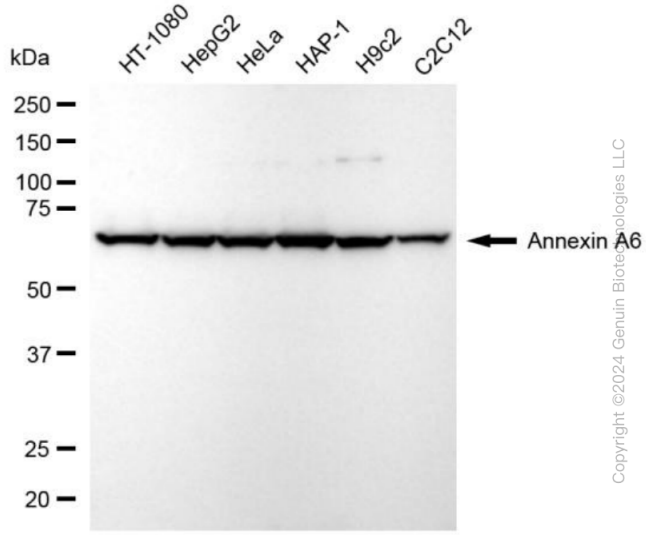

Copyright ©2024 Genuin Biotechnologies LLC

Western blotting analysis using anti-annexin A6 antibody (Cat#ABG1976). Total cell lysates (30 µg) from various cell lines were loaded and separated by SDS-PAGE. The blot was incubated with anti-annexin A6 antibody (Cat#ABG1976, 1:5,000) and HRP-conjugated goat anti-rabbit secondary antibody respectively.

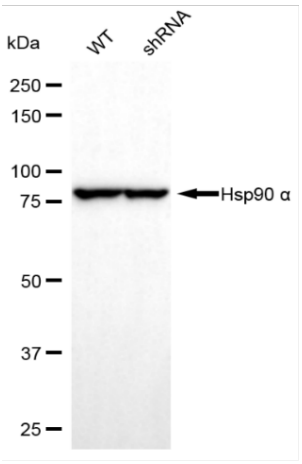

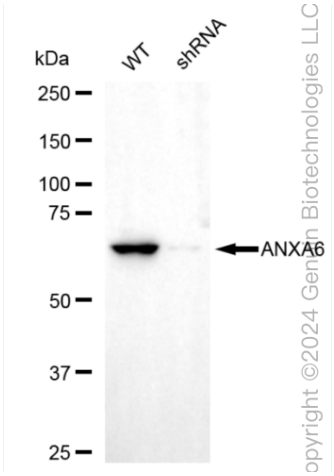

Copyright ©2024 Genuin Biotechnologies LLC

Western blotting analysis using anti-annexin A6 antibody (Cat#ABG1976). Annexin A6 expression in wild-type (WT) and annexin A6 (ANXA6) shRNA knockdown (KD) HT-1080 cells with 20 µg of total cell lysates. Hsp90 α serves as a loading control. The blot was incubated with anti-annexin A6 antibody (Cat#ABG1976, 1:5,000) and HRP-conjugated goat anti-rabbit secondary antibody respectively.