9051 Mira Mesa Blvd, #910094
San Diego, CA 92191
Tel: 760-390-3989

KD-Validated Anti-ATP5C1 Mouse Monoclonal Antibody

Mouse monoclonal antibody

ABG2016

Product Overview

Name	KD-Validated Anti-ATP5C1 Mouse Monoclonal Antibody
Accession(Primary)	P36542
Host Species	Mouse
Clonality	Monoclonal
Isotype	Mouse IgG1
Immunogen	Recombinant protein of human ATP5C1
Species Reactivity	Human
Calculated MW	Predicted, 33 kDa, observed, 33 kDa
Storage Buffer	Supplied in PBS (pH 7.4) containing 50% glycerol, and 0.02% sodium azide.
Recommended Dilution	Western Blotting (WB): 1:1,000-1:5,000 Flow Cytometry (FCM): 1:1,000

Target information (P36542)

Gene Name	ATP5F1C
About Gene Symbol	ATP5F1C (ATP Synthase F1 Subunit Gamma) is a biosynthetic enzyme involved in cellular metabolism. It is an important research target in metabolic disease, cancer metabolism, and drug discovery and is widely studied to elucidate cellular mechanisms and identify therapeutic targets.

9051 Mira Mesa Blvd, #910094
San Diego, CA 92191
Tel: 760-390-3989

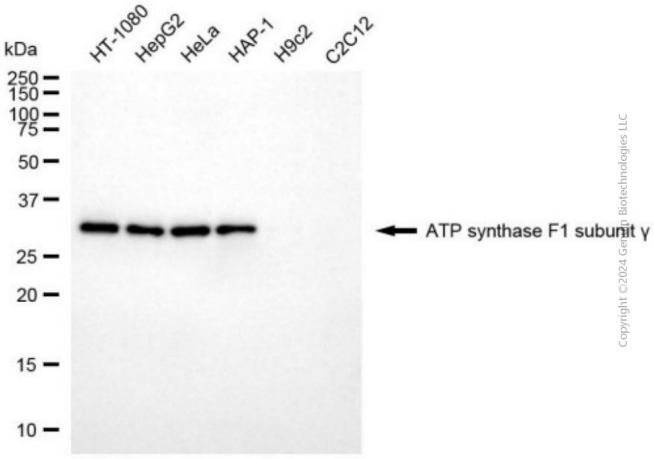

Western blotting analysis using anti-ATP synthase F1 subunit gamma antibody (Cat#ABG2016). Total cell lysates (10 µg) from various cell lines were loaded and separated by SDS-PAGE. The blot was incubated with anti-ATP synthase F1 subunit gamma antibody (Cat#ABG2016, 1:5,000) and HRP-conjugated goat anti-mouse secondary antibody respectively.

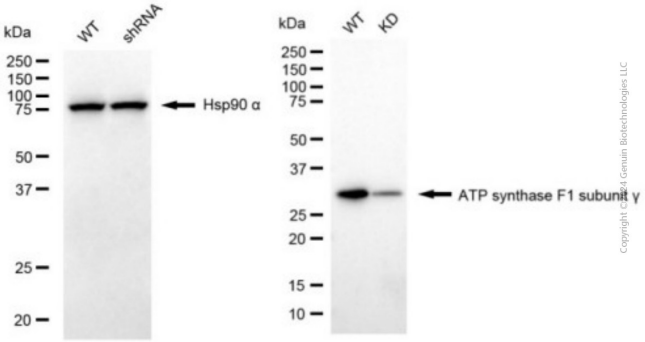

Western blotting analysis using anti-ATP synthase F1 subunit gamma antibody (Cat#ABG2016). ATP synthase F1 subunit gamma expression in wild type (WT) and ATP synthase F1 subunit gamma (ATP5F1C) shRNA knockdown (KD) HT-1080 cells with 20 µg of total cell lysates. Hsp90 α serves as a loading control. The blot was incubated with anti-ATP synthase F1 subunit gamma antibody (Cat#ABG2016, 1:5,000) and HRP-conjugated goat anti-mouse secondary antibody respectively.

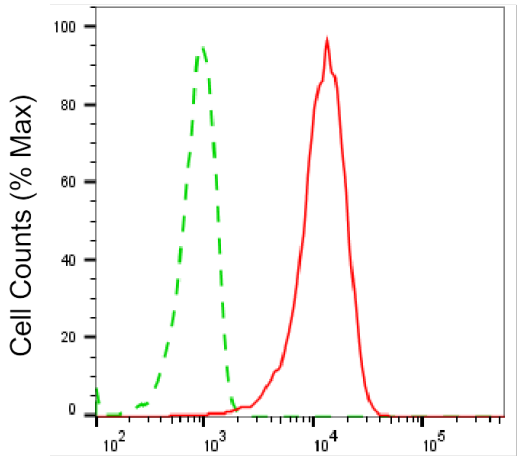

ATP synthase F1 subunit gamma-Alexa Fluor® 647

Flow cytometric analysis of ATP synthase F1 subunit gamma expression in HepG2 cells using anti-ATP synthase F1 subunit gamma antibody (Cat#ABG2016, 1:1,000). Green, isotype control; red, ATP synthase F1 subunit gamma.