9051 Mira Mesa Blvd, #910094
San Diego, CA 92191
Tel: 760-390-3989

KD-Validated Anti-CINP Mouse Monoclonal Antibody

Mouse monoclonal antibody

ABG2021

Product Overview

Name	KD-Validated Anti-CINP Mouse Monoclonal Antibody
Accession(Primary)	Q9BW66
Host Species	Mouse
Clonality	Monoclonal
Isotype	Mouse IgG2b
Immunogen	Recombinant protein of human CINP
Species Reactivity	Human
Calculated MW	Predicted, 24 kDa, observed, 27 kDa
Storage Buffer	Supplied in PBS (pH 7.4) containing 50% glycerol, and 0.02% sodium azide.
Recommended Dilution	Western Blotting (WB): 1:500-1:2,500Flow Cytometry (FCM): 1:2,000

Target information (Q9BW66)

Gene Name	CINP
About Gene Symbol	CINP (Cyclin Dependent Kinase 2 Interacting Protein) is a protein kinase and signaling regulator involved in cell cycle regulation. It is an important research target in cancer, cell signaling, and therapeutic target research and is widely studied to elucidate cellular mechanisms and identify therapeutic targets.

9051 Mira Mesa Blvd, #910094
San Diego, CA 92191
Tel: 760-390-3989

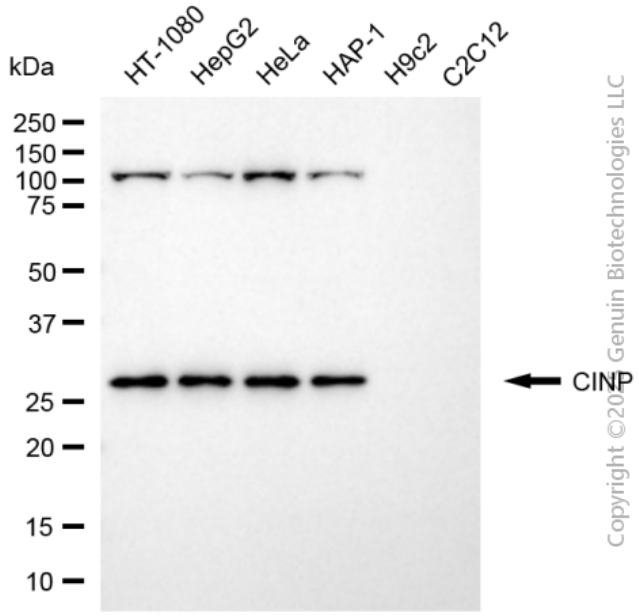

Copyright ©2025 Genuin Biotechnologies LLC

Western blotting analysis using anti-CINP antibody (Cat#ABG2021). Total cell lysates (30 µg) from various cell lines were loaded and separated by SDS-PAGE. The blot was incubated with anti-CINP antibody (Cat#ABG2021, 1:2,500) and HRP-conjugated goat anti-mouse secondary antibody respectively.

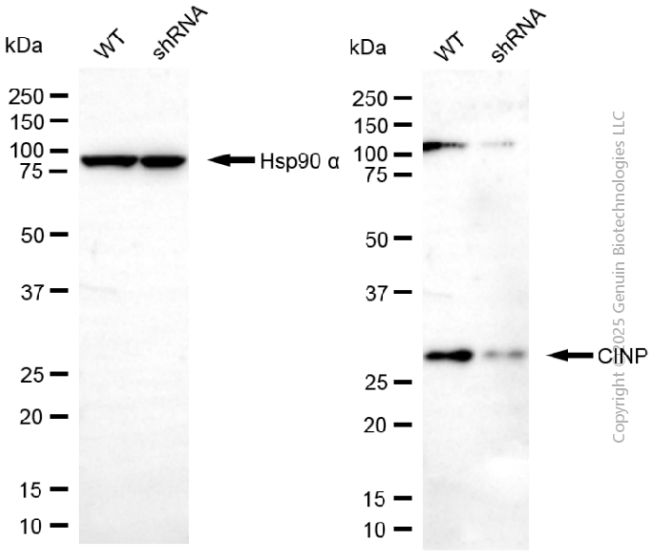

Copyright ©2025 Genuin Biotechnologies LLC

Western blotting analysis using anti-CINP antibody (Cat#ABG2021). CINP expression in wild type (WT) and CINP shRNA knockdown (KD) HeLa cells with 20 µg of total cell lysates. Hsp90 α serves as a loading control. The blot was incubated with anti-CINP antibody (Cat#ABG2021, 1:2,500) and HRP-conjugated goat anti-mouse secondary antibody respectively.

9051 Mira Mesa Blvd, #910094
San Diego, CA 92191
Tel: 760-390-3989

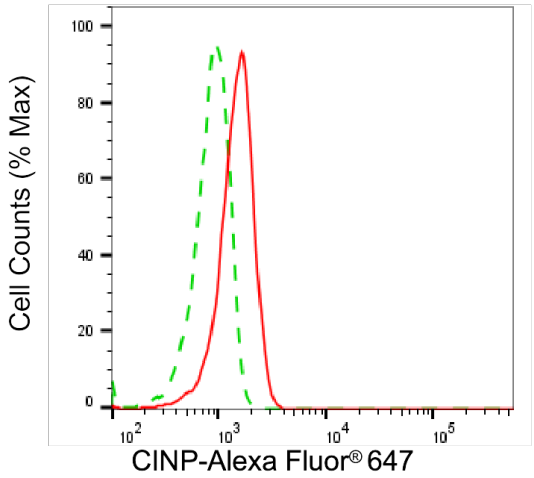

Copyright ©2025 Genuin Biotechnologies LLC

Flow cytometric analysis of CTD small phosphatase 2 expression in HepG2 cells using anti-CTD small phosphatase 2 antibody (Cat#63822, 1:2,000). Green, isotype control; red, CTD small phosphatase 2.