9051 Mira Mesa Blvd, #910094
San Diego, CA 92191
Tel: 760-390-3989

KD-Validated Anti-GSTK1 Rabbit Monoclonal Antibody

Rabbit monoclonal antibody

ABG2102

Product Overview

Name	KD-Validated Anti-GSTK1 Rabbit Monoclonal Antibody
Accession(Primary)	Q9Y2Q3
Host Species	Rabbit
Clonality	Monoclonal
Isotype	Rabbit IgG
Immunogen	A synthesized peptide derived from human Glutathione S Transferase kappa 1
Species Reactivity	Human
Calculated MW	Predicted, 25 kDa, observed, 25 kDa
Storage Buffer	Supplied in PBS (pH 7.4) containing 50% glycerol, and 0.02% sodium azide.
Recommended Dilution	Western Blotting (WB): 1:500-1:2,500Flow Cytometry (FCM): 1:1,000

Target information (Q9Y2Q3)

Gene Name	GSTK1
About Gene Symbol	GSTK1 (Glutathione S-Transferase Kappa 1) is a metabolic enzyme involved in cellular metabolism. It is an important research target in metabolic disease, cancer metabolism, and drug discovery and is widely studied to elucidate cellular mechanisms and identify therapeutic targets.

9051 Mira Mesa Blvd, #910094
San Diego, CA 92191
Tel: 760-390-3989

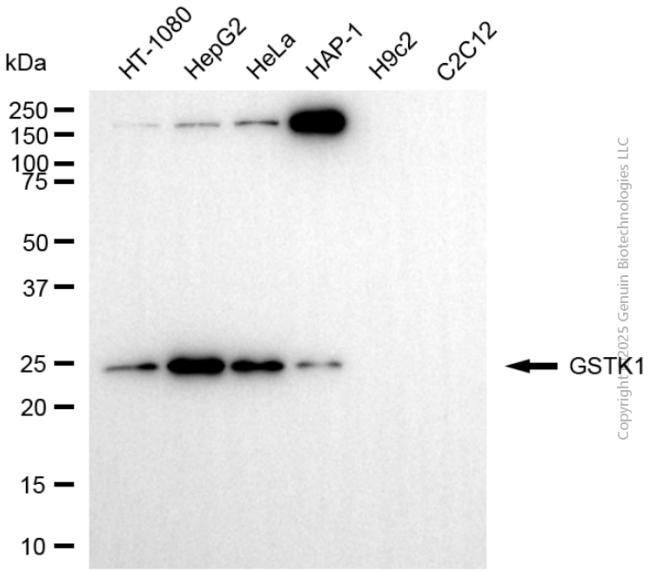

Copyright ©2025 Genuin Biotechnologies LLC

Western blotting analysis using anti-GSTK1 antibody (Cat#ABG2102). Total cell lysates (30 µg) from various cell lines were loaded and separated by SDS-PAGE. The blot was incubated with anti-GSTK1 antibody (Cat#ABG2102, 1:2,500) and HRP-conjugated goat anti-rabbit secondary antibody respectively.

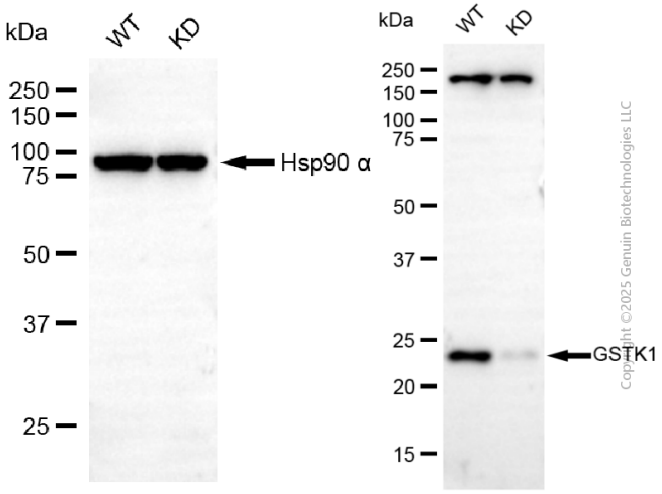

Copyright ©2025 Genuin Biotechnologies LLC

Western blotting analysis using anti-GSTK1 antibody (Cat#ABG2102). GSTK1 expression in wild-type (WT) and GSTK1 knockdown (KD) HSHC cells with 20 µg of total cell lysates. Hsp90 α serves as a loading control. The blot was incubated with anti-GSTK1 antibody (Cat#ABG2102, 1:2,500) and HRP-conjugated goat anti-rabbit secondary antibody respectively.

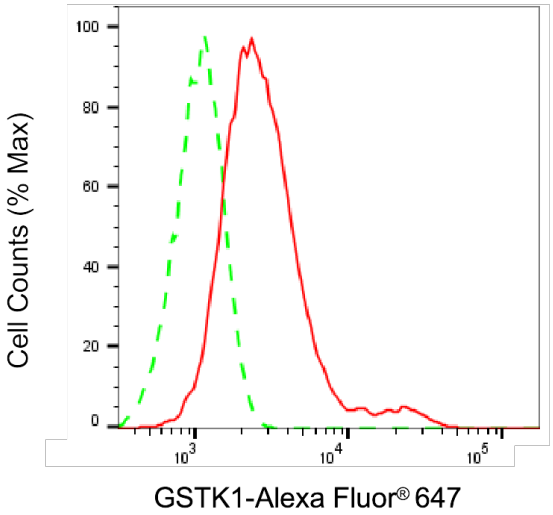

Copyright ©2025 Genuin Biotechnologies LLC

Flow cytometric analysis of HNRNPUL1 expression in HAP-1 cells using anti-HNRNPUL1 antibody (Cat#64893, 1:2,000). Green, isotype control; red, HNRNPUL1.