9051 Mira Mesa Blvd, #910094
San Diego, CA 92191
Tel: 760-390-3989

KD-Validated Anti-DGKA Rabbit Monoclonal Antibody

Rabbit monoclonal antibody

ABG2112

Product Overview

Name	KD-Validated Anti-DGKA Rabbit Monoclonal Antibody
Accession(Primary)	P23743
Host Species	Rabbit
Clonality	Monoclonal
Isotype	Rabbit IgG
Immunogen	Recombinant protein of human DGKA
Species Reactivity	Human, Mouse, Rat
Calculated MW	Predicted, 83 kDa, observed, 75 kDa
Storage Buffer	Supplied in PBS (pH 7.4) containing 50% glycerol, and 0.02% sodium azide.
Recommended Dilution	Western Blotting (WB): 1:1,000-1:5,000Flow Cytometry (FCM): 1:2,000

Target information (P23743)

Gene Name	DGKA
About Gene Symbol	DGKA (Diacylglycerol Kinase Alpha) is a protein kinase and signaling regulator involved in cell signaling and proliferation. It is an important research target in cancer, cell signaling, and therapeutic target research and is widely studied to elucidate cellular mechanisms and identify therapeutic targets.

9051 Mira Mesa Blvd, #910094
San Diego, CA 92191
Tel: 760-390-3989

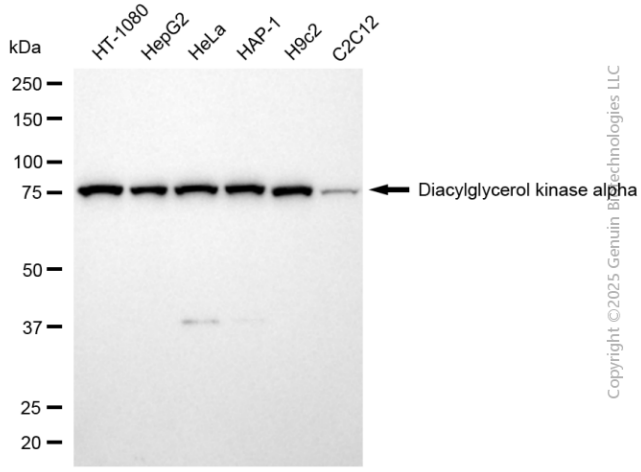

Copyright ©2025 Genuin Biotechnologies LLC

Western blotting analysis using anti-diacylglycerol kinase alpha antibody (Cat#ABG2112). Total cell lysates (30 µg) from various cell lines were loaded and separated by SDS-PAGE. The blot was incubated with anti-diacylglycerol kinase alpha antibody (Cat#ABG2112, 1:5,000) and HRP-conjugated goat anti-rabbit secondary antibody respectively.

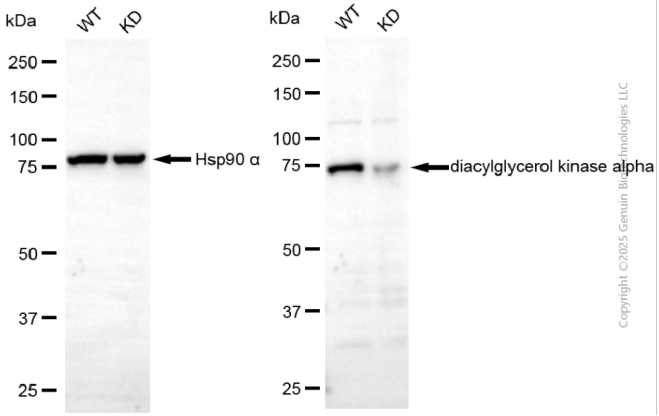

Copyright ©2025 Genuin Biotechnologies LLC

Western blotting analysis using anti-diacylglycerol kinase alpha antibody (Cat#ABG2112). Diacylglycerol kinase alpha expression in wild-type (WT) and diacylglycerol kinase alpha (DGKA) knockdown (KD) HSHC cells with 20 µg of total cell lysates. Hsp90 α serves as a loading control. The blot was incubated with anti-diacylglycerol kinase alpha antibody (Cat#ABG2112, 1:5,000) and HRP-conjugated goat anti-rabbit secondary antibody respectively.

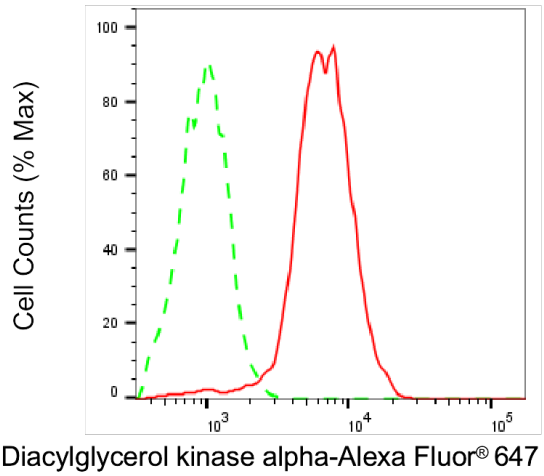

Copyright ©2025 Genuin Biotechnologies LLC

Flow cytometric analysis of HNRNPUL1 expression in HAP-1 cells using anti-HNRNPUL1 antibody (Cat#64919, 1:2,000). Green, isotype control; red, HNRNPUL1.