9051 Mira Mesa Blvd, #910094
San Diego, CA 92191
Tel: 760-390-3989

# KD-Validated Anti-MTHFR Rabbit Monoclonal Antibody

*Rabbit monoclonal Antibody*

ABG2206

## Product Overview

| | |
|---|---|
| **Name** | KD-Validated Anti-MTHFR Rabbit Monoclonal Antibody |
| **Accession(Primary)** | P42898 |
| **Host Species** | Rabbit |
| **Clonality** | Monoclonal |
| **Isotype** | Rabbit IgG |
| **Immunogen** | Recombinant protein of human MTHFR |
| **Species Reactivity** | Human, Mouse |
| **Calculated MW** | Predicted, 75kDa, observed, 70 kDa |
| **Storage Buffer** | Supplied in PBS (pH 7.4) containing 50% glycerol, and 0.02% sodium azide. |
| **Recommended Dilution** | Western Blotting (WB): 1:1,000-1:5,000Flow Cytometry (FCM): 1:1,000 |

## Target information (P42898)

| | |
|---|---|
| **Gene Name** | MTHFR |
| **About Gene Symbol** | MTHFR (Methylenetetrahydrofolate Reductase) is a metabolic enzyme involved in cellular metabolism. It is an important research target in metabolic disease, cancer metabolism, and drug discovery and is widely studied to elucidate cellular mechanisms and identify therapeutic targets. |

9051 Mira Mesa Blvd, #910094
San Diego, CA 92191
Tel: 760-390-3989

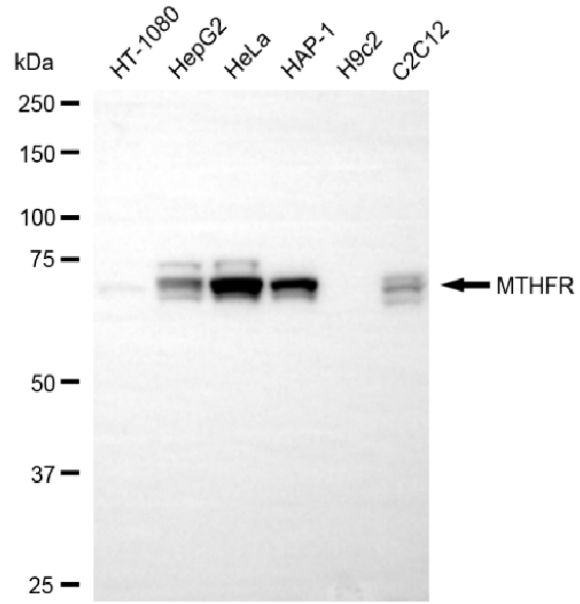


Copyright ©2025 Genuin Biotechnologies LLC

Western blotting analysis using anti-MTHFR antibody (Cat#ABG2206). Total cell lysates (30 µg) from various cell lines were loaded and separated by SDS-PAGE. The blot was incubated with anti-MTHFR antibody (Cat#ABG2206, 1:5,000) and HRP-conjugated goat anti-rabbit secondary antibody respectively.

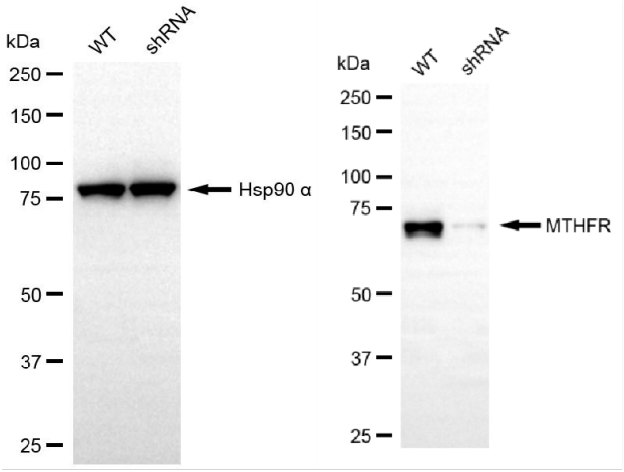


Copyright ©2025 Genuin Biotechnologies LLC

Western blotting analysis using anti-MTHFR antibody (Cat#ABG2206). MTHFR expression in wild-type (WT) and MTHFR shRNA knockdown (KD) HeLa cells with 20 µg of total cell lysates. Hsp90 α serves as a loading control. The blot was incubated with anti-MTHFR antibody (Cat#ABG2206, 1:5,000) and HRP-conjugated goat anti-rabbit secondary antibody respectively.

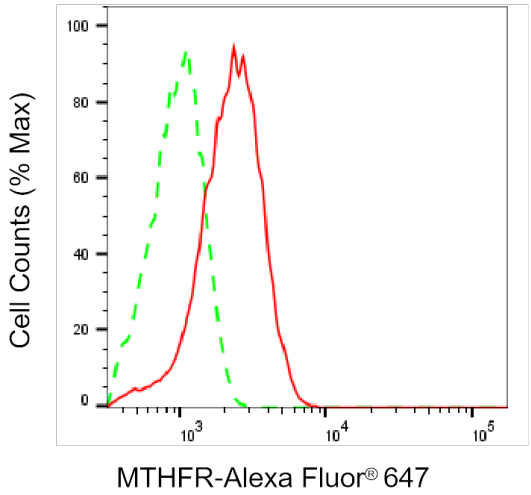


Copyright ©2025 Genuin Biotechnologies LLC

Flow cytometric analysis of MTHFR expression in HeLa cells using anti-MTHFR antibody (Cat#ABG2206, 1:2,000). Green, isotype control; red, MTHFR.