9051 Mira Mesa Blvd, #910094
San Diego, CA 92191
Tel: 760-390-3989

KD-Validated Anti-NOTCH1 Rabbit Monoclonal Antibody

Rabbit monoclonal antibody

ABG2220

Product Overview

Name	KD-Validated Anti-NOTCH1 Rabbit Monoclonal Antibody
Accession(Primary)	P46531
Host Species	Rabbit
Clonality	Monoclonal
Isotype	Rabbit IgG
Immunogen	A synthesized peptide derived from human Notch 1
Species Reactivity	Human, Mouse, Rat
Calculated MW	Predicted, 125 kDa; observed, 125 kDa
Storage Buffer	Supplied in PBS (pH 7.4) containing 50% glycerol, and 0.02% sodium azide.
Recommended Dilution	Western Blotting (WB): 1:1,000-1:5,000Flow Cytometry (FCM): 1:2,000 Immunocytochemistry (IC): 1:100-1:1,000

Target information (P46531)

Gene Name	NOTCH1
About Gene Symbol	NOTCH1 (Notch Receptor 1) is a membrane receptor involved in receptor-mediated signaling. It is an important research target in cell signaling, drug discovery, and cancer research and is widely studied to elucidate cellular mechanisms and identify therapeutic targets.

9051 Mira Mesa Blvd, #910094
San Diego, CA 92191
Tel: 760-390-3989

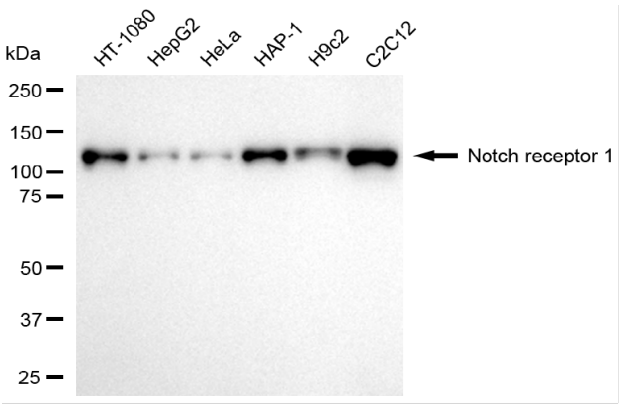

Copyright ©2025 Genuin Biotechnologies LLC

Western blotting analysis using anti-notch receptor 1 antibody (Cat#ABG2220). Total cell lysates (30 µg) from various cell lines were loaded and separated by SDS-PAGE. The blot was incubated with anti-notch receptor 1 antibody (Cat#ABG2220, 1:5,000) and HRP-conjugated goat anti-rabbit secondary antibody respectively.

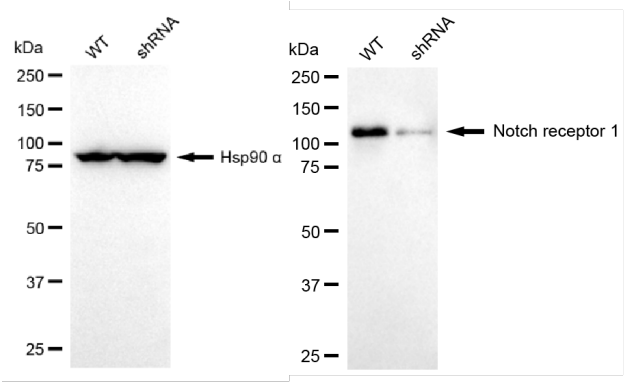

Copyright ©2025 Genuin Biotechnologies LLC

Western blotting analysis using anti-notch receptor 1 antibody (Cat#ABG2220). Notch receptor 1 expression in wild-type (WT) and notch receptor 1 (NOTCH1) shRNA knockdown (KD) HeLa cells with 20 µg of total cell lysates. Hsp90 α serves as a loading control. The blot was incubated with anti-notch receptor 1 antibody (Cat#ABG2220, 1:5,000) and HRP-conjugated goat anti-rabbit secondary antibody respectively.

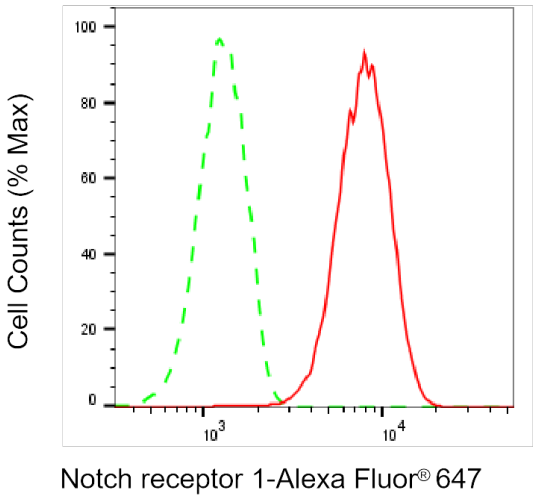

Copyright ©2025 Genuin Biotechnologies LLC

Flow cytometric analysis of Notch receptor 1 expression in C2C12 cells using anti-Notch receptor 1 antibody (Cat#ABG2220, 1:2,000). Green, isotype control; red, Notch receptor 1.