9051 Mira Mesa Blvd, #910094
San Diego, CA 92191
Tel: 760-390-3989

KD-Validated Anti-FAM98B Rabbit Monoclonal Antibody

Rabbit monoclonal antibody

ABG2252

Product Overview

Name	KD-Validated Anti-FAM98B Rabbit Monoclonal Antibody
Accession(Primary)	Q52LJ0
Host Species	Rabbit
Clonality	Monoclonal
Isotype	Rabbit IgG
Immunogen	Recombinant protein of human FAM98B
Species Reactivity	Human, Mouse, Rat
Calculated MW	Predicted, 46 kDa; observed, 42-44 kDa
Storage Buffer	Supplied in PBS (pH 7.4) containing 50% glycerol, and 0.02% sodium azide.
Recommended Dilution	Western Blotting (WB): 1:1,000-1:5,000

Target information (Q52LJ0)

Gene Name	FAM98B
About Gene Symbol	FAM98B (Family With Sequence Similarity 98 Member B) is a protein kinase and signaling regulator involved in cell signaling and proliferation. It is an important research target in cancer, cell signaling, and therapeutic target research and is widely studied to elucidate cellular mechanisms and identify therapeutic targets.

9051 Mira Mesa Blvd, #910094
San Diego, CA 92191
Tel: 760-390-3989

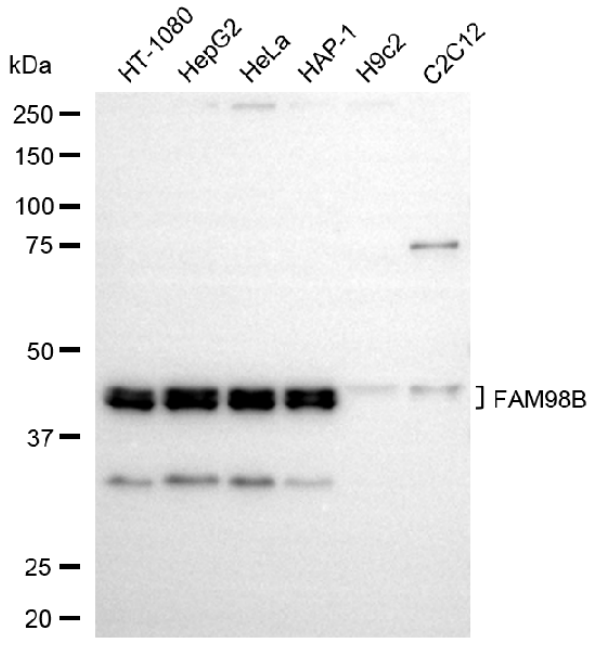

Copyright ©2025 Genuin Biotechnologies LLC

Western blotting analysis using anti-FAM98B antibody (Cat#ABG2252). Total cell lysates (30 µg) from various cell lines were loaded and separated by SDS-PAGE. The blot was incubated with anti-FAM98B antibody (Cat#ABG2252, 1:5,000) and HRP-conjugated goat anti-rabbit secondary antibody respectively.

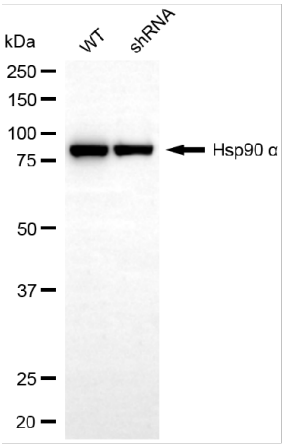

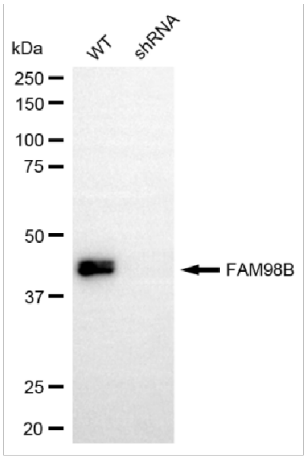

Copyright ©2025 Genuin Biotechnologies LLC

Western blotting analysis using anti-FAM98B antibody (Cat#ABG2252). FAM98B expression in wild-type (WT) and FAM98B shRNA knockdown (KD) HeLa cells with 20 µg of total cell lysates. Hsp90 α serves as a loading control. The blot was incubated with anti-FAM98B antibody (Cat#ABG2252, 1:5,000) and HRP-conjugated goat anti-rabbit secondary antibody respectively.