9051 Mira Mesa Blvd, #910094
San Diego, CA 92191
Tel: 760-390-3989

ABCG2 Rabbit pAb

ABZ1281

Product Overview

Name	ABCG2 Rabbit pAb
Accession(Primary)	Q9UNQ0
Host Species	Rabbit
Clonality	Polyclonal
Isotype	IgG
Species Reactivity	Human, Mouse, Rat
Calculated MW	Calculated MW: 72 kDa; Observed MW: 72 kDa
Recommended Dilution	WB-1:500-1:2000; IHC:-1:100-1:300; IF-1:100-1:300; ELISA-1:20000

Target information (Q9UNQ0)

Gene Name	ABCG2
About Gene Symbol	ABCG2 (ATP Binding Cassette Subfamily G Member 2 (Junior Blood Group)) is a cell surface marker involved in adaptive immunity. It is an important research target in cancer research and is widely studied to elucidate cellular mechanisms and identify therap

9051 Mira Mesa Blvd, #910094
San Diego, CA 92191
Tel: 760-390-3989

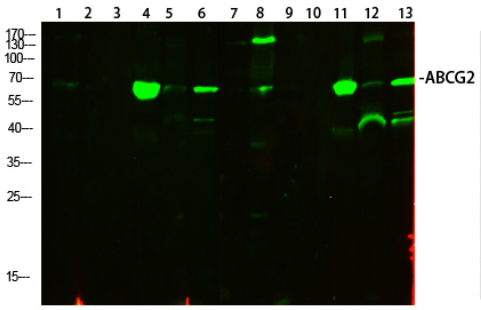

1	293T
2	mouse-kidney
3	mouse-heart
4	mouse-liver
5	mouse-brain
6	mouse-lung
7	Hela
8	RAT-brain
9	RAT-lung
10	RAT-heart
11	A549
12	VEC
13	HEPG2

Western blot analysis of ABCG2 in various lysates using ABCG2 antibody.

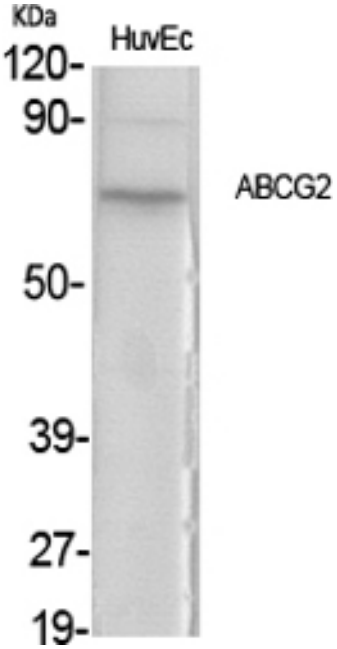

Western blot analysis of ABCG2 in various lysates using ABCG2 antibody.

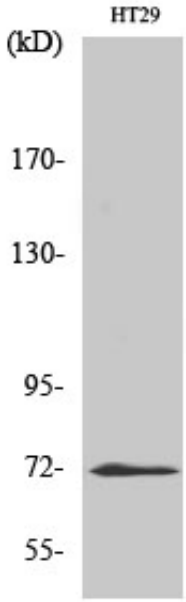

Western blot analysis of ABCG2 in HT-29 lysates using ABCG2 antibody

9051 Mira Mesa Blvd, #910094
San Diego, CA 92191
Tel: 760-390-3989

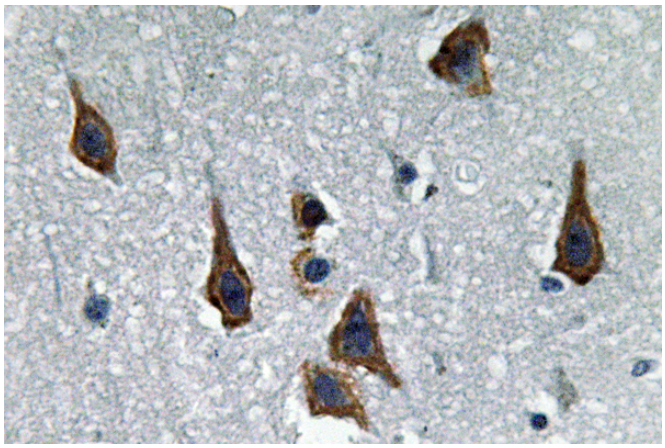

Immunohistochemistry analysis of paraffin-embedded Human brain using ABCG2 antibody.High-pressure and temperature Sodium Citrate pH 6.0 was used for antigen retrieval.Sample with blocking peptide on the right.

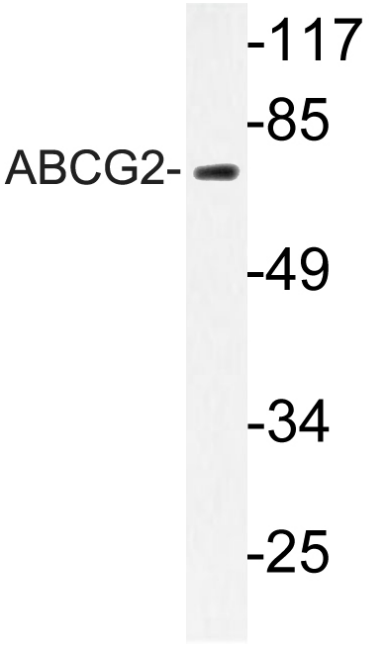

Western blot analysis of ABCG2 in HT-29 lytsates using ABCG2 antibody.