9051 Mira Mesa Blvd, #910094
San Diego, CA 92191
Tel: 760-390-3989

PERK Rabbit pAb

ABZ1286

Product Overview

Name	PERK Rabbit pAb
Accession(Primary)	Q9NZJ5
Host Species	Rabbit
Clonality	Polyclonal
Isotype	IgG
Species Reactivity	Human, Mouse, Rat
Calculated MW	Calculated MW: 125 kDa; Observed MW: 125 kDa
Recommended Dilution	WB-1:500-1:2000; IHC-1:100-1:300; IF-1:50-1:200; ELISA-1:40000

Target information (Q9NZJ5)

Gene Name	EIF2AK3
About Gene Symbol	

9051 Mira Mesa Blvd, #910094
San Diego, CA 92191
Tel: 760-390-3989

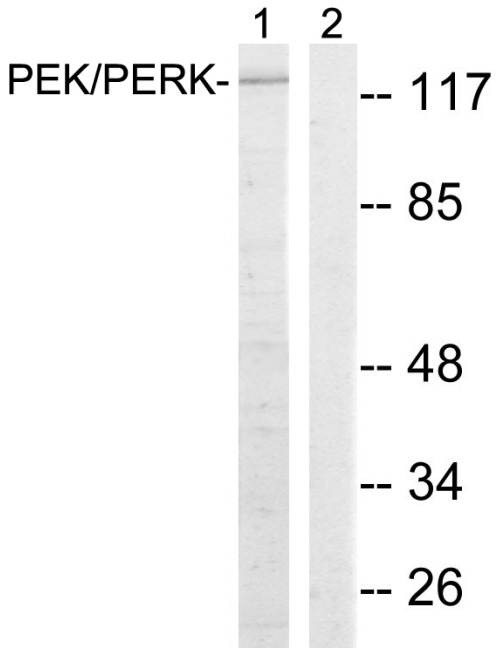

Western blot analysis of PERK in MCF-7 lysates using PERK antibody. The lane on the right is blocked with the synthesized peptide.

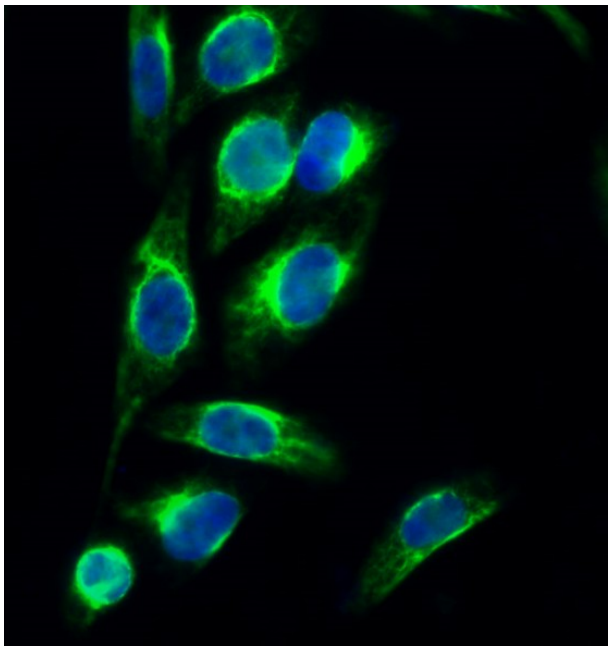

Immunofluorescence analysis of PERK in Hela using PERK antibody(green)

9051 Mira Mesa Blvd, #910094
San Diego, CA 92191
Tel: 760-390-3989

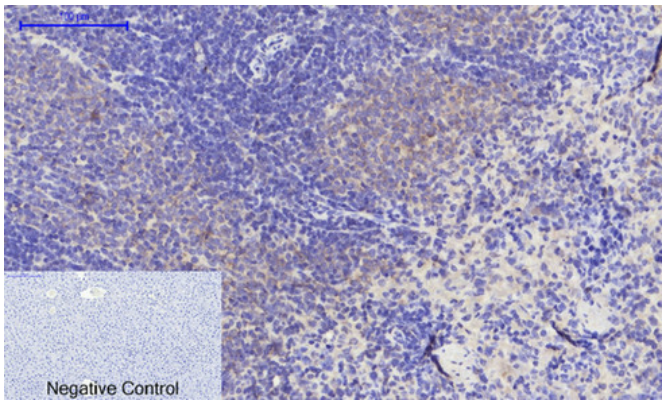

Immunohistochemistry analysis of paraffin-embedded mouse lung tissue using PERK antibody.High-pressure and temperature Sodium Citrate pH 6.0 was used for antigen retrieval.