9051 Mira Mesa Blvd, #910094
San Diego, CA 92191
Tel: 760-390-3989

MIA2 Rabbit pAb

ABZ1310

Product Overview

Name	MIA2 Rabbit pAb
Accession(Primary)	Q96PC5
Host Species	Rabbit
Clonality	Polyclonal
Isotype	IgG
Species Reactivity	Human, Mouse
Calculated MW	Calculated MW: 160 kDa; Observed MW: 65 kDa
Recommended Dilution	WB-1:500-1:2000; IHC-1:50-1:300

Target information (Q96PC5)

Gene Name MIA2

About Gene Symbol

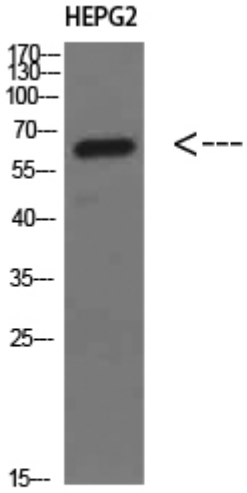

Western blot analysis of MIA2 in HEPG2 lysates using MIA2 antibody.

9051 Mira Mesa Blvd, #910094
San Diego, CA 92191
Tel: 760-390-3989

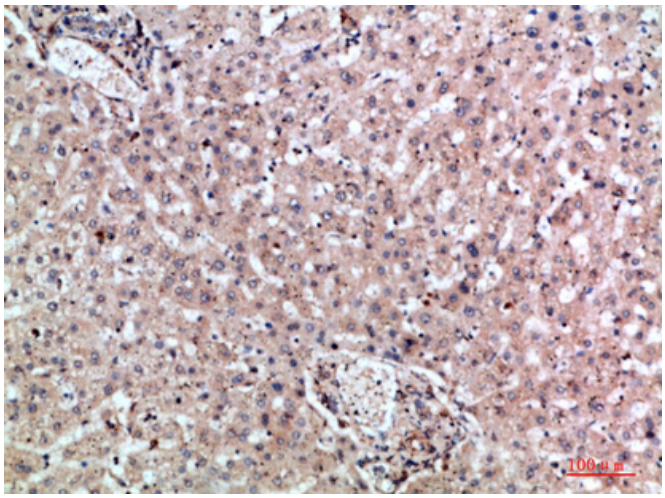

Immunohistochemistry analysis of paraffin-embedded Human liver using MIA2 antibody.High-pressure and temperature Sodium Citrate pH 6.0 was used for antigen retrieval.

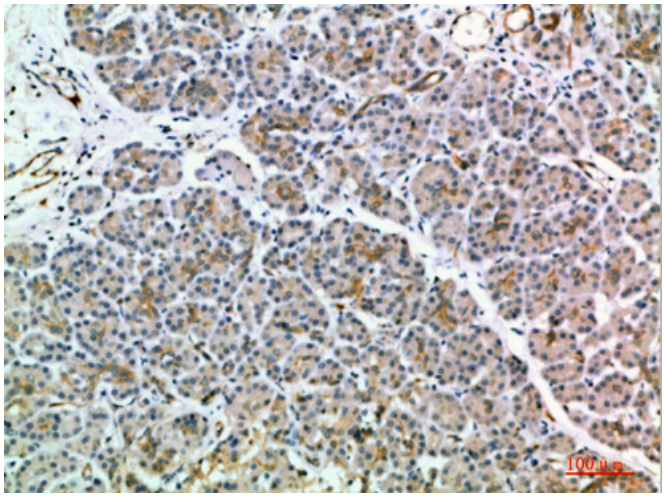

Immunohistochemistry analysis of paraffin-embedded Human pancreas using MIA2 antibody. High-pressure and temperature Sodium Citrate pH 6.0 was used for antigen retrieval.

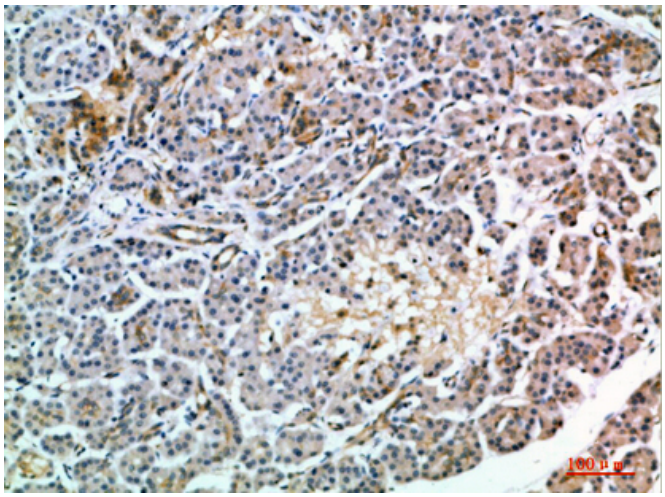

Immunohistochemistry analysis of paraffin-embedded Human pancreas using MIA2 antibody.High-pressure and temperature Sodium Citrate pH 6.0 was used for antigen retrieval.