9051 Mira Mesa Blvd, #910094
San Diego, CA 92191
Tel: 760-390-3989

ER beta Rabbit pAb

ABZ1316

Product Overview

Name	ER beta Rabbit pAb
Accession(Primary)	Q92731
Host Species	Rabbit
Clonality	Polyclonal
Isotype	IgG
Species Reactivity	Human, Mouse, Rat
Calculated MW	Calculated MW: 59 kDa; Observed MW: 59 kDa
Recommended Dilution	WB-1:500-1:2000; IF-1:50-1:300; IHC-1:50-1:100

Target information (Q92731)

Gene Name ESR2

About Gene Symbol

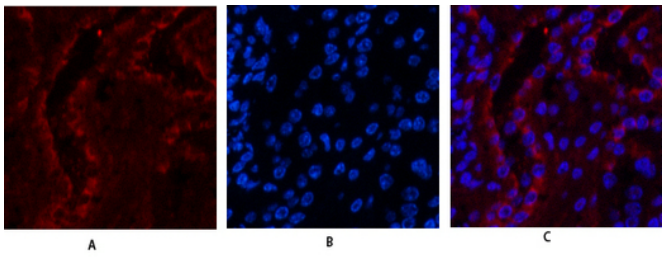

Immunofluorescence analysis of ER beta in mouse kidney tissue using ER beta antibody(red),and DAPI (blue).

9051 Mira Mesa Blvd, #910094
San Diego, CA 92191
Tel: 760-390-3989

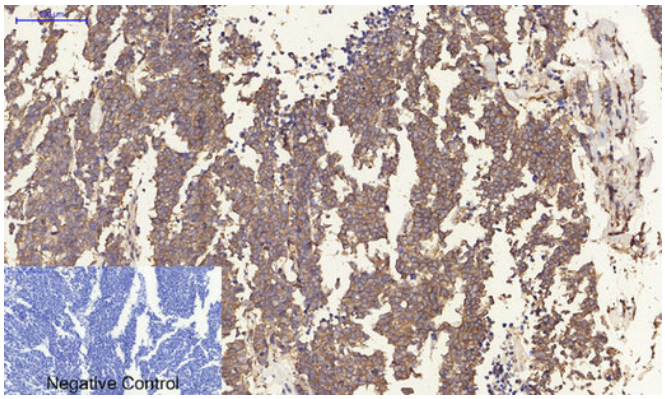

Immunohistochemical analysis of paraffin-embedded Human tonsils using ER beta antibody.High-pressure and temperature Sodium Citrate pH 6.0 was used for antigen retrieval.Negative control was used by secondary antibody only.

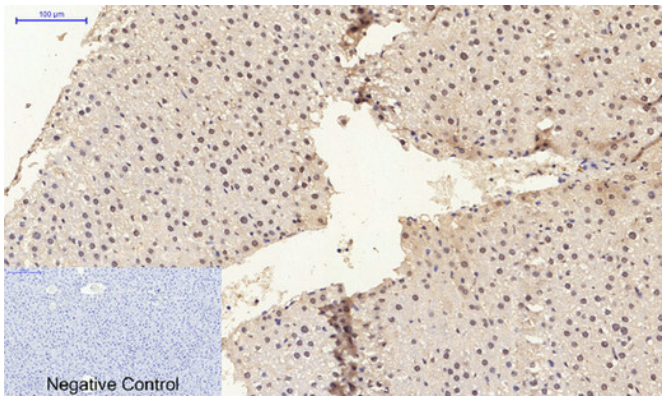

Immunohistochemistry analysis of paraffin-embedded rat liver tissue using ERβ antibody. High-pressure and temperature Sodium Citrate pH 6.0 was used for antigen retrieval.Negative control was used by secondary antibody only.

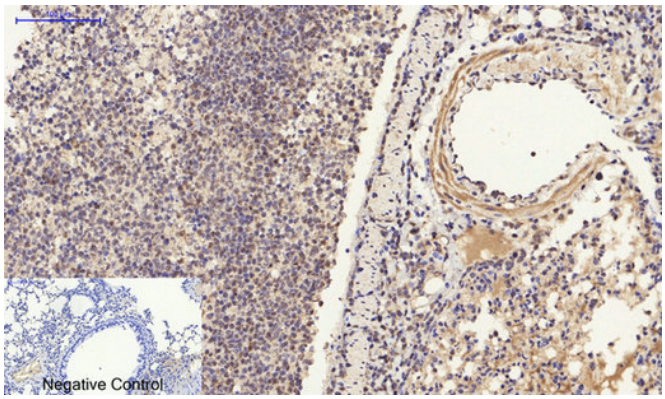

Immunohistochemistry analysis of paraffin-embedded mouse lung tissue using ERβ antibody.High-pressure and temperature Sodium Citrate pH 6.0 was used for antigen retrieval. Negative control was used by secondary antibody only.

9051 Mira Mesa Blvd, #910094
San Diego, CA 92191
Tel: 760-390-3989

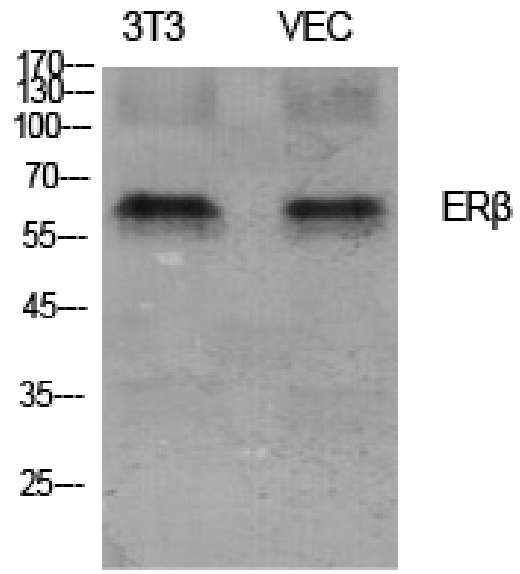

Western blot analysis of ER beta in 3T3, VEC lysates using ERβ antibody.

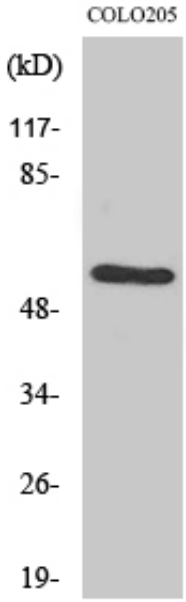

Western blot analysis of ER beta in COLO205 lysates using ERβ antibody