9051 Mira Mesa Blvd, #910094
San Diego, CA 92191
Tel: 760-390-3989

TP53INP2 Rabbit pAb

ABZ1321

Product Overview

Name	TP53INP2 Rabbit pAb
Accession(Primary)	Q8IXH6
Host Species	Rabbit
Clonality	Polyclonal
Isotype	IgG
Species Reactivity	Human, Mouse, Rat
Calculated MW	Calculated MW: 24 kDa; Observed MW: 24 kDa
Recommended Dilution	WB-1:500-1:2000; IHC:-1:100-1:300; IF-1:50-1:200; ELISA-1:10000

Target information (Q8IXH6)

Gene Name	TP53INP2
About Gene Symbol	

9051 Mira Mesa Blvd, #910094
San Diego, CA 92191
Tel: 760-390-3989

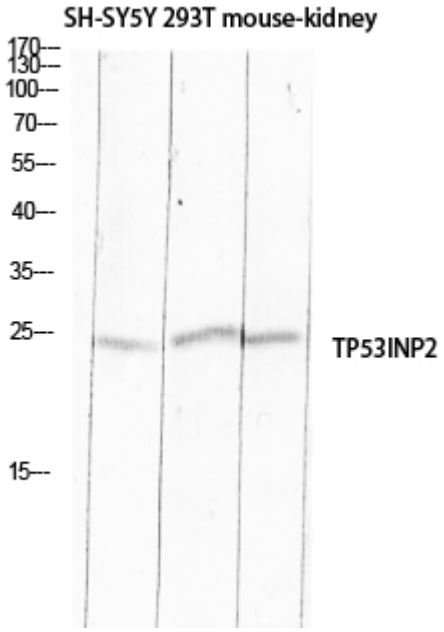

Western blot analysis of TP53INP2 in SH-SY5Y, 293T, mouse kidney lysates using TP53INP2 antibody.

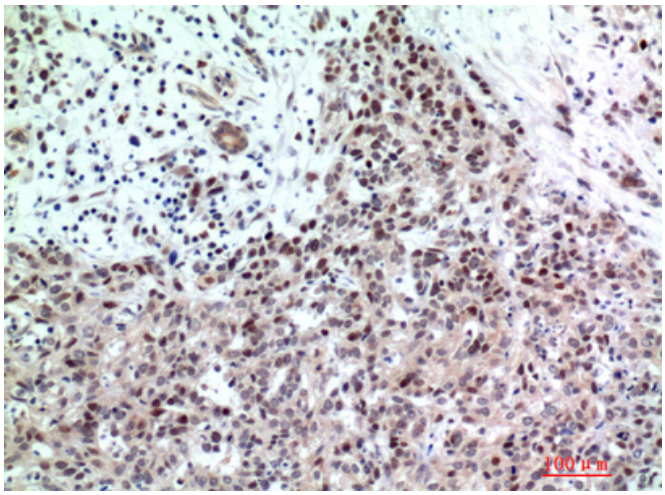

Immunohistochemistry analysis of paraffin-embedded Human breast cancer using TP53INP2 antibody.High-pressure and temperature Sodium Citrate pH 6.0 was used for antigen retrieval.

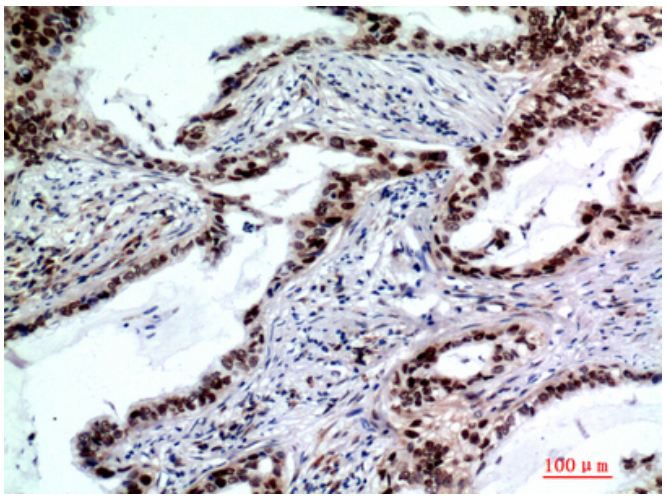

Immunohistochemistry analysis of paraffin-embedded Human lung cancer using TP53INP2 antibody. High-pressure and temperature Sodium Citrate pH 6.0 was used for antigen retrieval.