9051 Mira Mesa Blvd, #910094
San Diego, CA 92191
Tel: 760-390-3989

BMP8A Rabbit pAb

ABZ1325

Product Overview

Name	BMP8A Rabbit pAb
Accession(Primary)	Q7Z5Y6
Host Species	Rabbit
Clonality	Polyclonal
Isotype	IgG
Species Reactivity	Human, Mouse
Calculated MW	Calculated MW: 45 kDa; Observed MW: 45 kDa
Recommended Dilution	WB-1:500-1:2000; IHC-1:100-1:300; IF-1:200-1:1000; ELISA-1:20000

Target information (Q7Z5Y6)

Gene Name	BMP8A
About Gene Symbol	

9051 Mira Mesa Blvd, #910094
San Diego, CA 92191
Tel: 760-390-3989

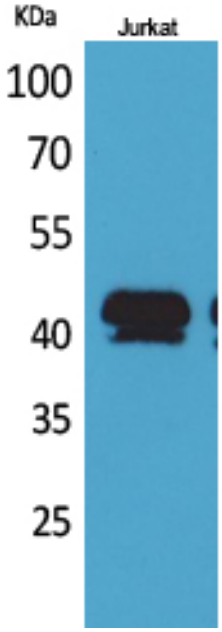

Western blot analysis of BMP8A in Jurkat lysates using BMP8A antibody.

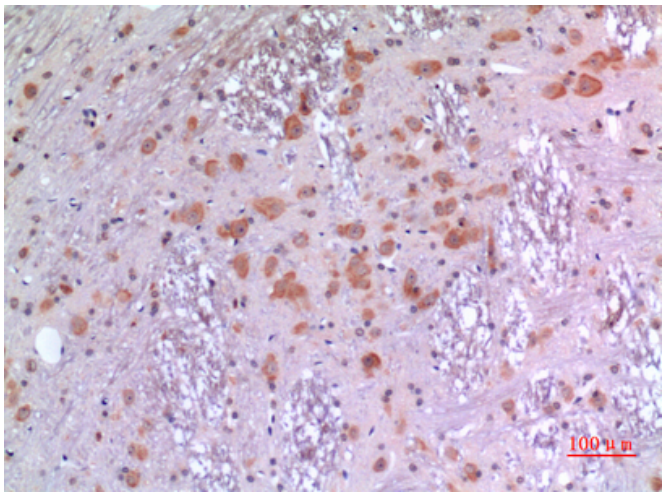

Immunohistochemistry analysis of paraffin-embedded rat brain using BMP8A antibody.High-pressure and temperature Sodium Citrate pH 6.0 was used for antigen retrieval.

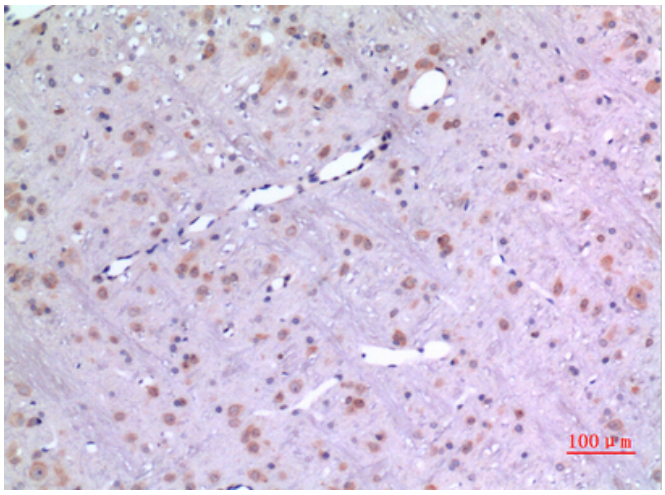

Immunohistochemistry analysis of paraffin-embedded rat brain using BMP8A antibody. High-pressure and temperature Sodium Citrate pH 6.0 was used for antigen retrieval.

9051 Mira Mesa Blvd, #910094
San Diego, CA 92191
Tel: 760-390-3989

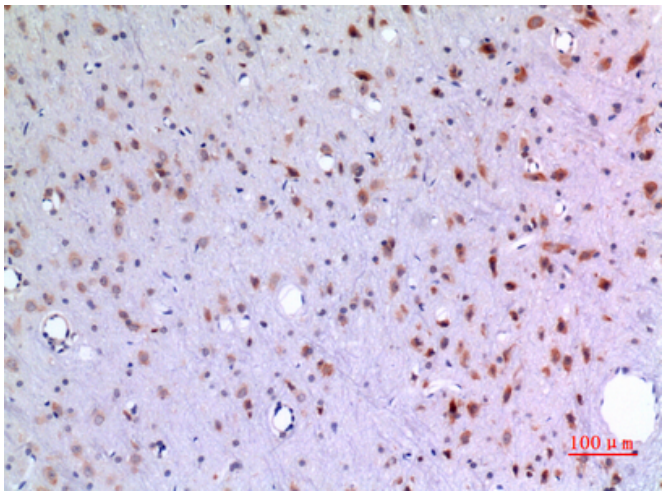

Immunohistochemistry analysis of paraffin-embedded rat brain using BMP8A antibody.High-pressure and temperature Sodium Citrate pH 6.0 was used for antigen retrieval.

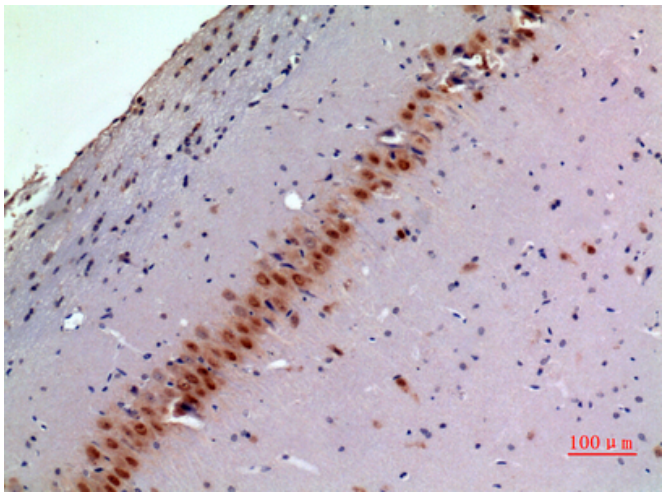

Immunohistochemistry analysis of paraffin-embedded mouse brain using BMP8A antibody.High-pressure and temperature Sodium Citrate pH 6.0 was used for antigen retrieval.

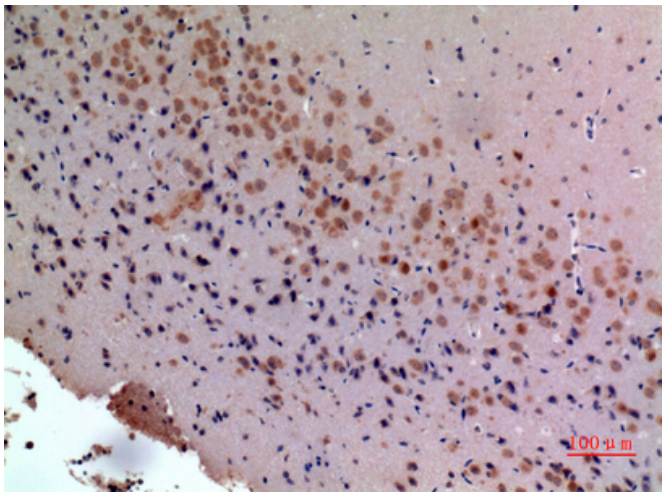

Immunohistochemistry analysis of paraffin-embedded mouse brain using BMP8A antibody.High-pressure and temperature Sodium Citrate pH 6.0 was used for antigen retrieval.