9051 Mira Mesa Blvd, #910094
San Diego, CA 92191
Tel: 760-390-3989

GPR158 Rabbit pAb

ABZ1334

Product Overview

Name	GPR158 Rabbit pAb
Accession(Primary)	Q5T848
Host Species	Rabbit
Clonality	Polyclonal
Isotype	IgG
Species Reactivity	Human, Mouse
Calculated MW	Calculated MW: 135 kDa; Observed MW: 150 kDa
Recommended Dilution	WB-1:500-1:2000; IHC-1:100-1:300; IF-1:200-1:1000; ELISA-1:5000

Target information (Q5T848)

Gene Name	GPR158
About Gene Symbol	

9051 Mira Mesa Blvd, #910094
San Diego, CA 92191
Tel: 760-390-3989

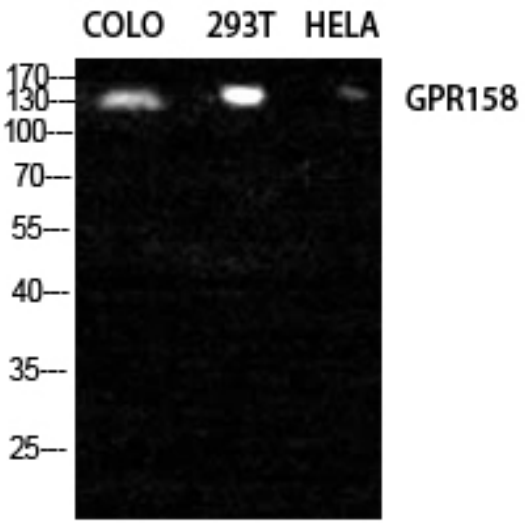

Western blot analysis of GPR158 in COLO, 293T, HELA lysates using GPR158 antibody.

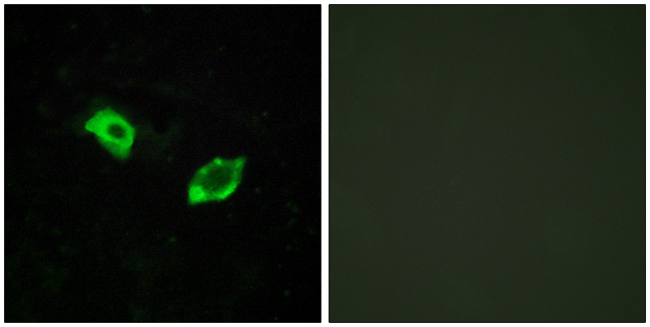

Immunofluorescence analysis of GPR158 in HUVEC using GPR158 antibody. The picture on the right is blocked using the synthesized peptide.

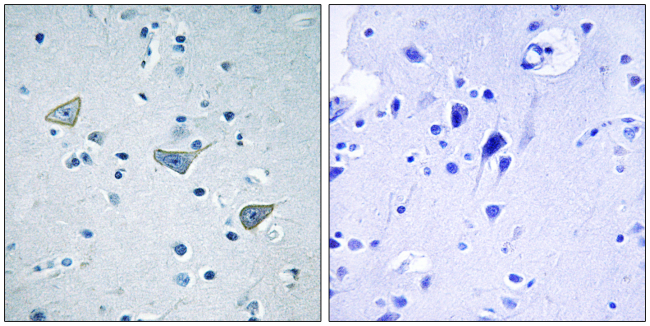

Immunohistochemistry analysis of paraffin-embedded Human brain tissue using GPR158 antibody. High-pressure and temperature Sodium Citrate pH 6.0 was used for antigen retrieval. Sample with blocking peptide on the right.

9051 Mira Mesa Blvd, #910094
San Diego, CA 92191
Tel: 760-390-3989

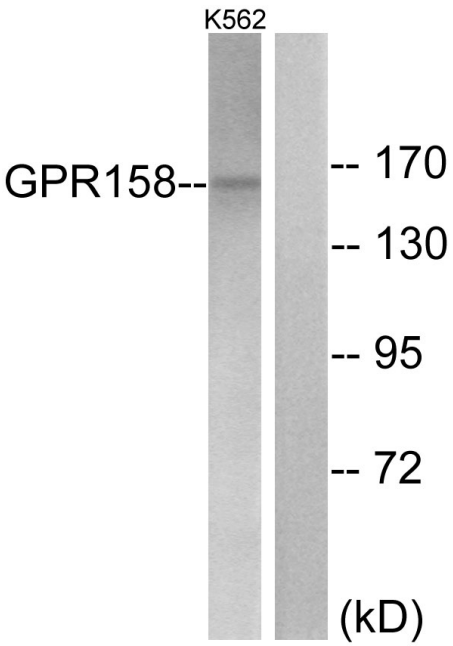

Western blot analysis of GPR158 in K562 lysates using GPR158 antibody.The lane on the right is blocked with the synthesized peptide.

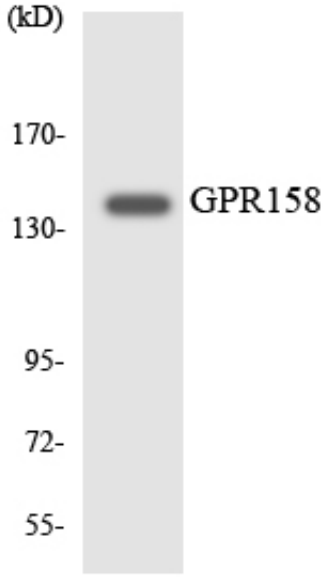

Western blot analysis of GPR158 in HeLa using GPR158 antibody.