9051 Mira Mesa Blvd, #910094
San Diego, CA 92191
Tel: 760-390-3989

ASAH3L Rabbit pAb

ABZ1336

Product Overview

Name	ASAH3L Rabbit pAb
Accession(Primary)	Q5QJU3
Host Species	Rabbit
Clonality	Polyclonal
Isotype	IgG
Species Reactivity	Human, Mouse, Cat
Calculated MW	Calculated MW: 31 kDa; Observed MW: 31 kDa
Recommended Dilution	WB-1:500-1:2000; IHC:-1:100-1:300; IF-1:50-1:200; ELISA-1:10000

Target information (Q5QJU3)

Gene Name	ACER2
About Gene Symbol	

9051 Mira Mesa Blvd, #910094
San Diego, CA 92191
Tel: 760-390-3989

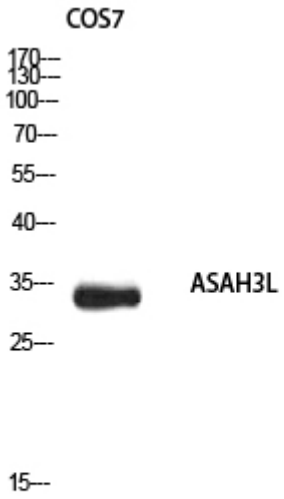

Western blot analysis of ASAH3L in COS7 lysates using ASAH3L antibody.

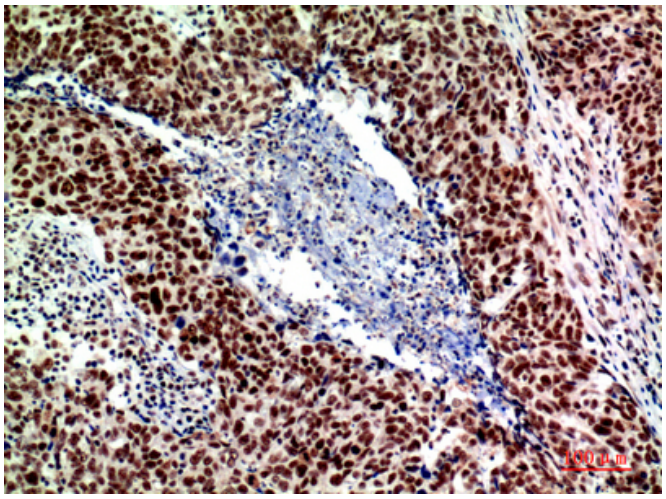

Immunohistochemistry analysis of paraffin-embedded Human breastcancer using ASAH3L antibody.High-pressure and temperature Sodium Citrate pH 6.0 was used for antigen retrieval.

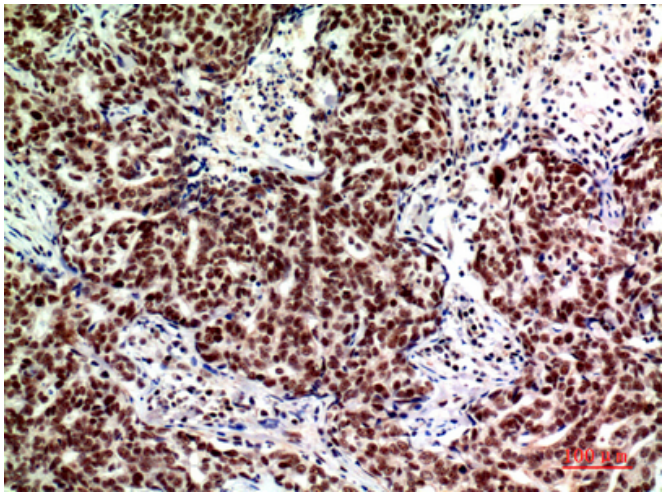

Immunohistochemistry analysis of paraffin-embedded Human breastcancer using ASAH3L antibody. High-pressure and temperature Sodium Citrate pH 6.0 was used for antigen retrieval.

9051 Mira Mesa Blvd, #910094
San Diego, CA 92191
Tel: 760-390-3989

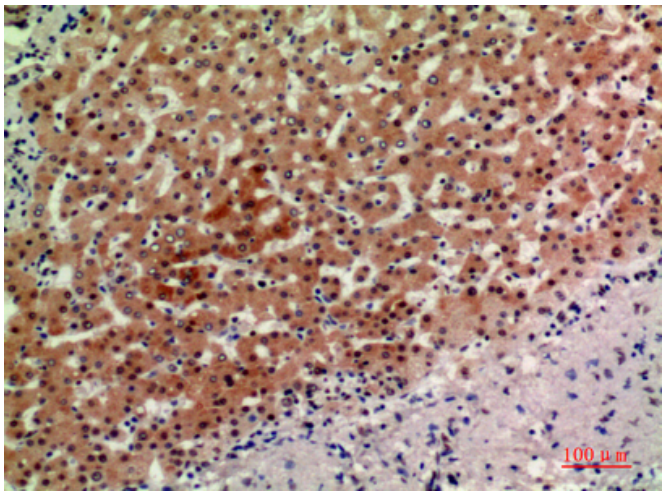

Immunohistochemistry analysis of paraffin-embedded Human liver using ASAH3L antibody.High-pressure and temperature Sodium Citrate pH 6.0 was used for antigen retrieval.