9051 Mira Mesa Blvd, #910094
San Diego, CA 92191
Tel: 760-390-3989

PTCH1 Rabbit pAb

ABZ1348

Product Overview

Name	PTCH1 Rabbit pAb
Accession(Primary)	Q13635
Host Species	Rabbit
Clonality	Polyclonal
Isotype	IgG
Species Reactivity	Human, Mouse
Calculated MW	Calculated MW: 161 kDa; Observed MW: 161 kDa
Recommended Dilution	WB-1:500-1:2000; IHC-1:100-1:300; IF-1:50-1:200; ELISA-1:10000

Target information (Q13635)

Gene Name	PTCH1
About Gene Symbol	

9051 Mira Mesa Blvd, #910094
San Diego, CA 92191
Tel: 760-390-3989

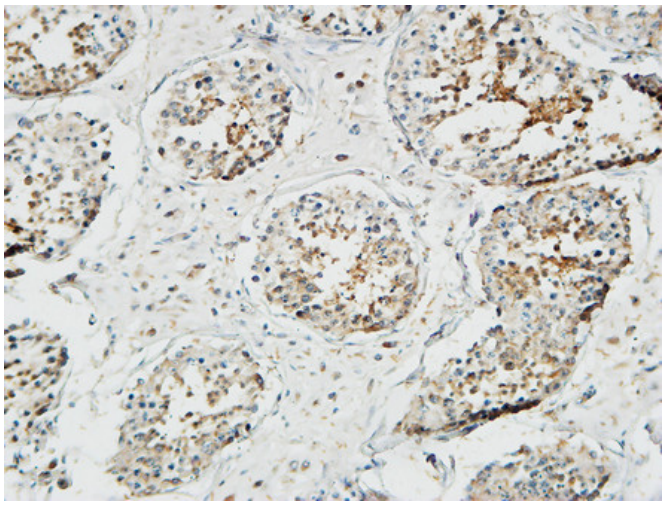

Immunohistochemistry analysis of paraffin-embedded Human testis using PTCH1 antibody.High-pressure and temperature Tris-EDTA pH 8.0 was used for antigen retrieval.

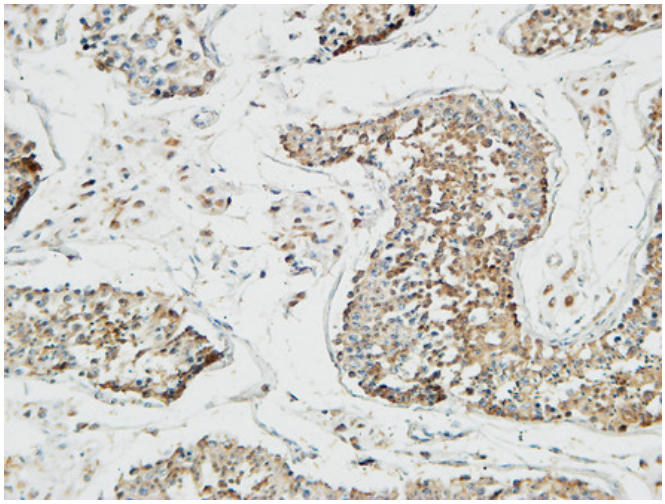

Immunohistochemical analysis of paraffin-embedded Human tonsils using PTCH1 antibody.High-pressure and temperature Tris-EDTA pH 8.0 was used for antigen retrieval.

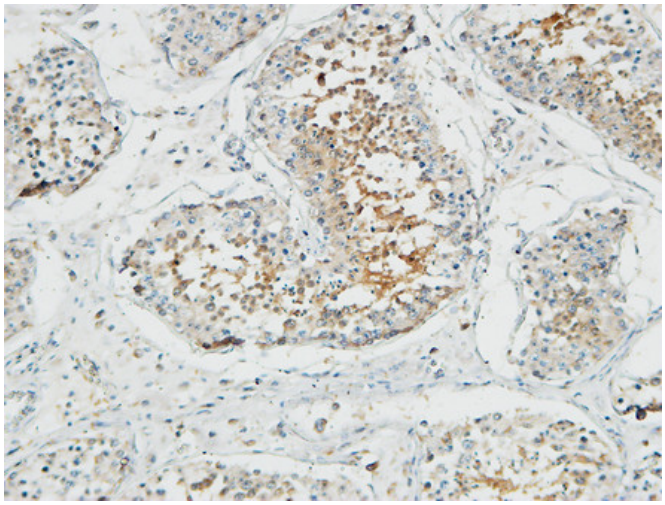

Immunohistochemistry analysis of paraffin-embedded Human testis using PTCH1 antibody. High-pressure and temperature Tris-EDTA pH 8.0 was used for antigen retrieval.

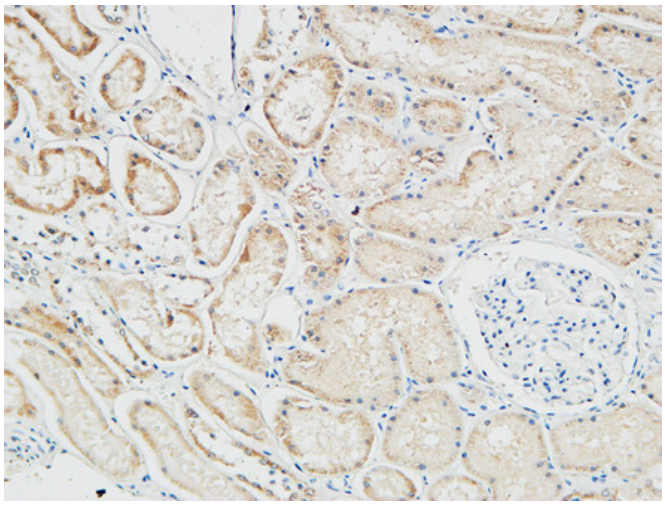

Immunohistochemistry analysis of paraffin-embedded Human Right kidney using PTCH1 antibody.High-pressure and temperature Tris-EDTA pH 8.0 was used for antigen retrieval.

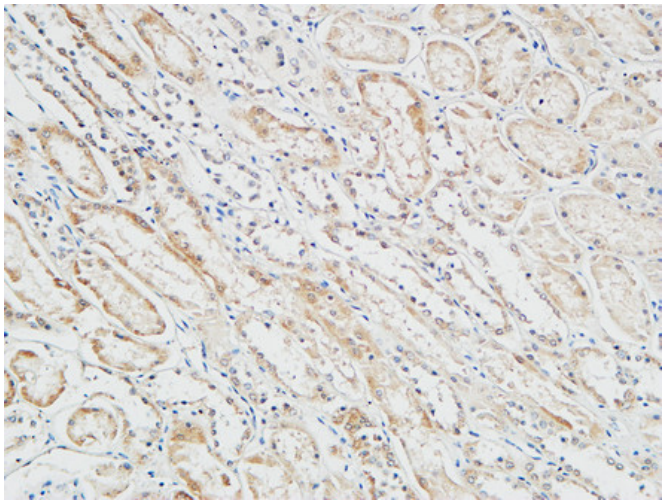

Immunohistochemistry analysis of paraffin-embedded Human Right kidney using PTCH1 antibody.High-pressure and temperature Tris-EDTA pH 8.0 was used for antigen retrieval.

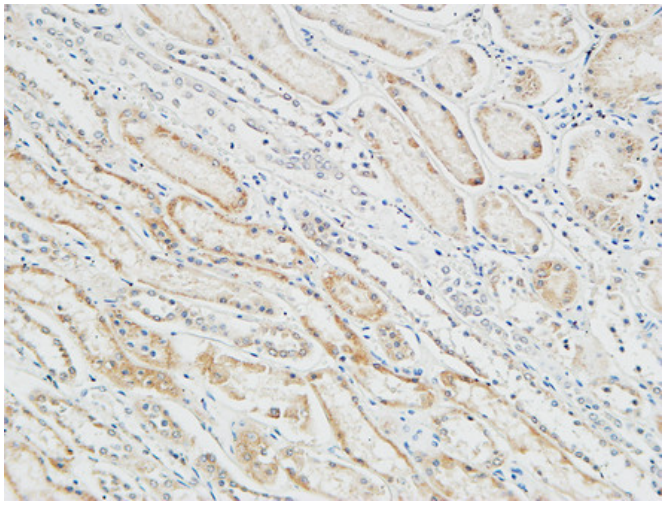

Immunohistochemistry analysis of paraffin-embedded Human Right kidney using PTCH1 antibody. High-pressure and temperature Tris-EDTA pH 8.0 was used for antigen retrieval.