9051 Mira Mesa Blvd, #910094
San Diego, CA 92191
Tel: 760-390-3989

PPAR alpha Rabbit pAb

ABZ1357

Product Overview

Name	PPAR alpha Rabbit pAb
Accession(Primary)	Q07869
Host Species	Rabbit
Clonality	Polyclonal
Isotype	IgG
Species Reactivity	Human, Mouse, Rat
Calculated MW	Calculated MW: 52 kDa; Observed MW: 52 kDa
Recommended Dilution	WB-1:500-1:2000; IHC-1:50-1:300; IF-1:50-1:200; ELISA-1:10000-1:20000

Target information (Q07869)

Gene Name	PPARA
About Gene Symbol	

9051 Mira Mesa Blvd, #910094
San Diego, CA 92191
Tel: 760-390-3989

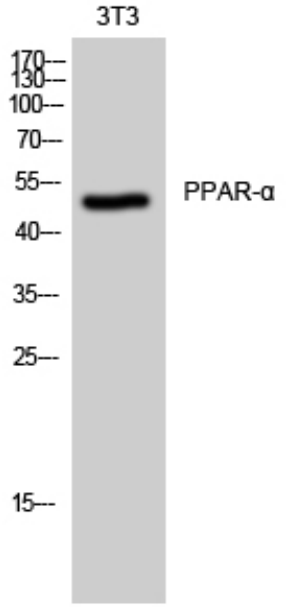

Western blot analysis of PPAR alpha in 3T3 lysates using PPAR alpha antibody.

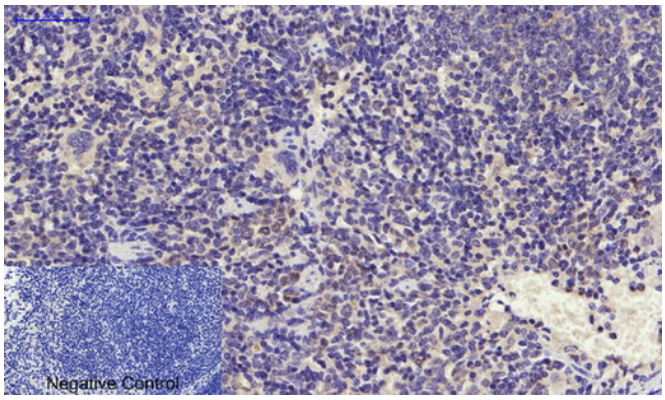

Immunohistochemistry analysis of paraffin-embedded mouse spleen tissue using PPARα antibody.High-pressure and temperature Sodium Citrate pH 6.0 was used for antigen retrieval.

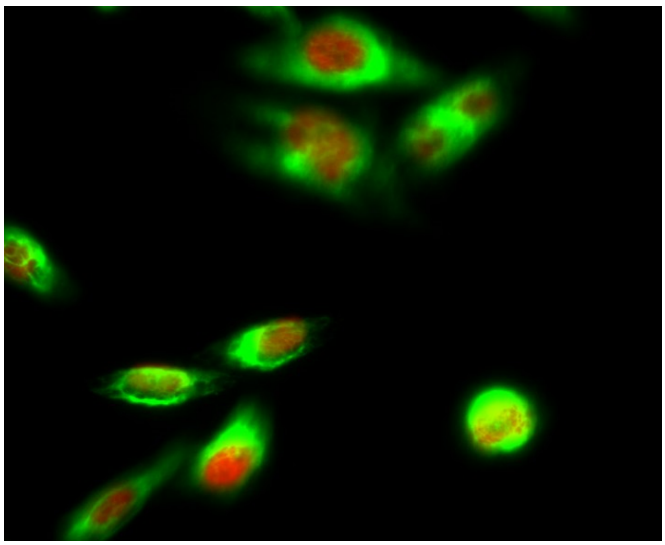

Immunofluorescence analysis of PPAR alpha in Hela cell using PPARα antibody (red) and Galectin3 antibody (green)