9051 Mira Mesa Blvd, #910094
San Diego, CA 92191
Tel: 760-390-3989

SIRP alpha Rabbit pAb

ABZ1367

Product Overview

Name	SIRP alpha Rabbit pAb
Accession(Primary)	P78324
Host Species	Rabbit
Clonality	Polyclonal
Isotype	IgG
Species Reactivity	Human, Mouse, Rat
Calculated MW	Calculated MW: 55 kDa; Observed MW: 55 kDa
Recommended Dilution	WB-1:500-1:2000; IHC-1:100-1:300; IF-1:50-1:200; ELISA-1:20000

Target information (P78324)

Gene Name	SIRPA
About Gene Symbol	

9051 Mira Mesa Blvd, #910094
San Diego, CA 92191
Tel: 760-390-3989

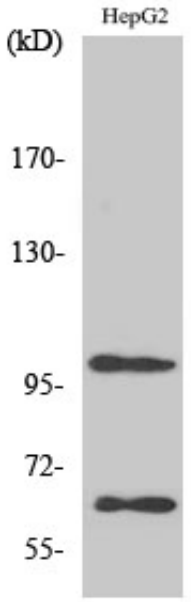

Western blot analysis of SIRP alpha in various lysates using SIRP alpha antibody.

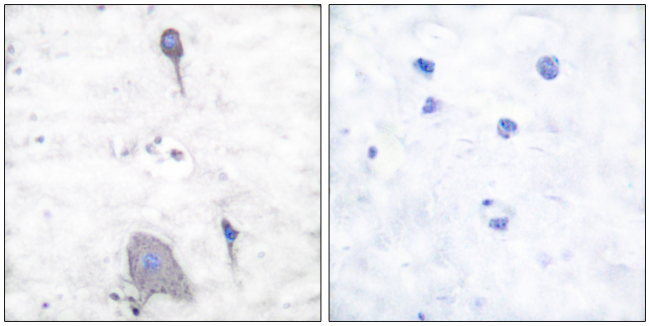

Immunohistochemistry analysis of paraffin-embedded Human brain tissue, using Sirp alpha1 antibody.High-pressure and temperature Sodium Citrate pH 6.0 was used for antigen retrieval. Sample with blocking peptide on the right.

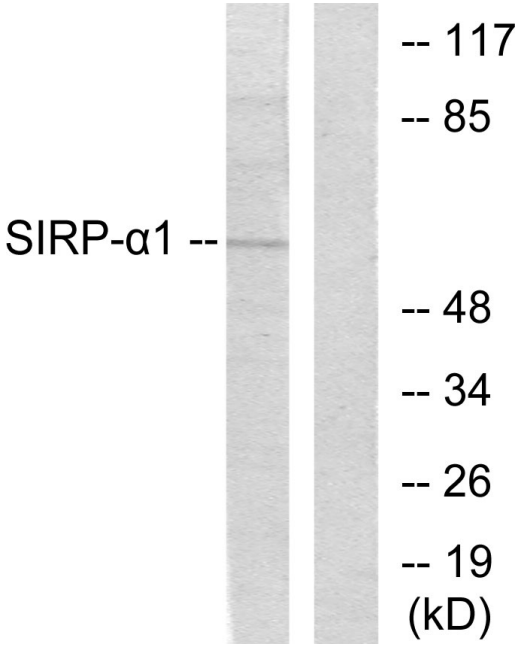

Western blot analysis of SIRP alpha in HepG2 lysates using Sirp alpha1 antibody. The lane on the right is blocked with the synthesized peptide.