9051 Mira Mesa Blvd, #910094
San Diego, CA 92191
Tel: 760-390-3989

RhoA Rabbit pAb

ABZ1373

Product Overview

Name	RhoA Rabbit pAb
Accession(Primary)	P61586
Host Species	Rabbit
Clonality	Polyclonal
Isotype	IgG
Species Reactivity	Human, Mouse, Rat
Calculated MW	Calculated MW: 22 kDa; Observed MW: 22 kDa
Recommended Dilution	WB-1:500-1:2000; IHC-1:100-1:300; IF-1:50-1:200; ELISA-1:5000

Target information (P61586)

Gene Name	RHOA
About Gene Symbol	

9051 Mira Mesa Blvd, #910094
San Diego, CA 92191
Tel: 760-390-3989



Western blot analysis of RhoA in HepG2 lysates using RhoA antibody.

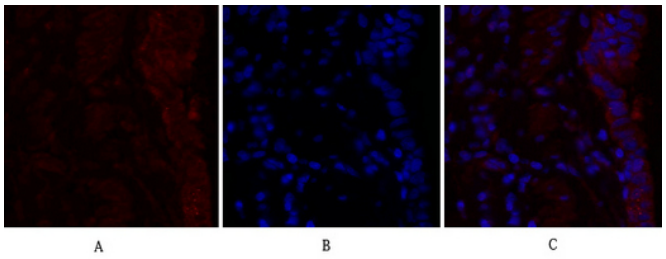

Immunofluorescence analysis of RhoA in rat lung using Rho A antibody(red),and DAPI (blue).

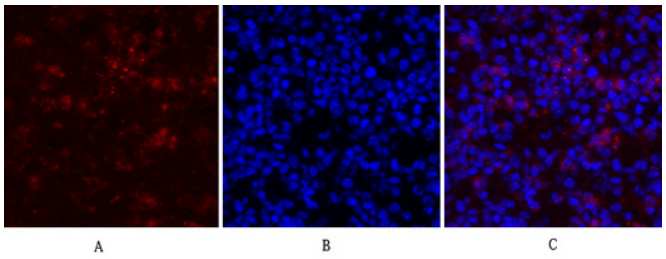

Immunofluorescence analysis of RhoA in mouse lung using Rho A antibody(red),and DAPI (blue)

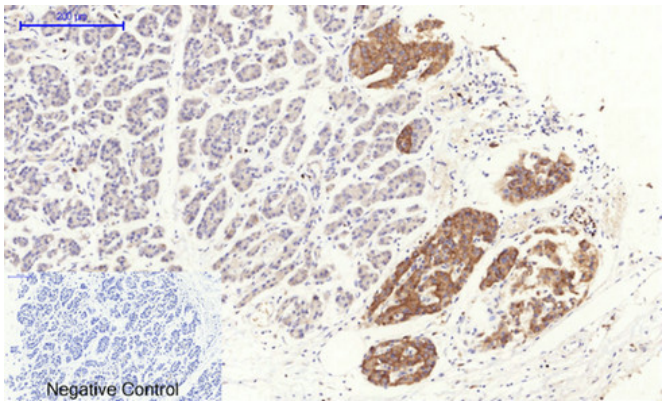

Immunohistochemistry analysis of paraffin-embedded Human stomach cancer tissue using Rho A antibody.High-pressure and temperature Sodium Citrate pH 6.0 was used for antigen retrieval.Negative control was used by secondary antibody only.

9051 Mira Mesa Blvd, #910094
San Diego, CA 92191
Tel: 760-390-3989

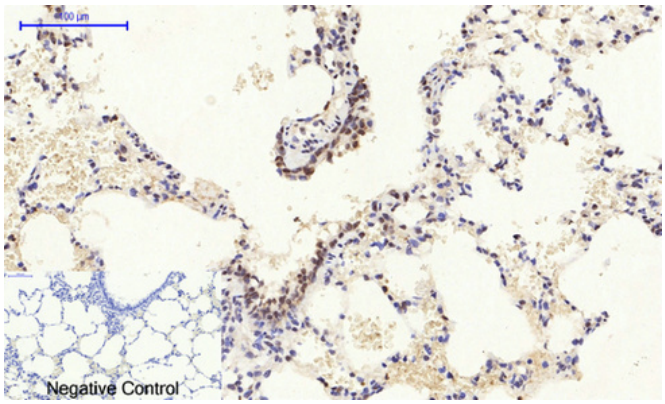

Immunohistochemistry analysis of paraffin-embedded rat lung tissue using RhoA antibody.High-pressure and temperature Sodium Citrate pH 6.0 was used for antigen retrieval.Negative control was used by secondary antibody.

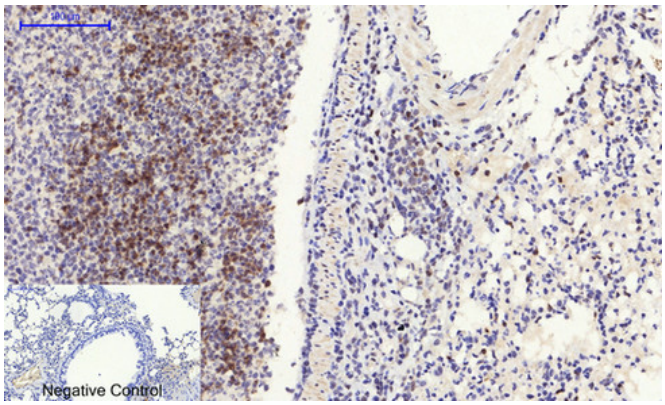

Immunohistochemistry analysis of paraffin-embedded mouse lung tissue using Rho A antibody. High-pressure and temperature Sodium Citrate pH 6.0 was used for antigen retrieval.Negative control was used by secondary antibody only.