9051 Mira Mesa Blvd, #910094
San Diego, CA 92191
Tel: 760-390-3989

Actin Rabbit pAb

ABZ1374

Product Overview

Name	Actin Rabbit pAb
Accession(Primary)	P60709
Host Species	Rabbit
Clonality	Polyclonal
Isotype	IgG
Species Reactivity	Human, Mouse, Rat
Calculated MW	Calculated MW: 42 kDa; Observed MW: 45 kDa
Recommended Dilution	WB-1:500-1:2000; IHC-1:100-1:300; IF-1:50-1:200; ELISA-1:10000

Target information (P60709)

Gene Name	ACTB/POTEKP/ACTG1
About Gene Symbol	

9051 Mira Mesa Blvd, #910094
San Diego, CA 92191
Tel: 760-390-3989

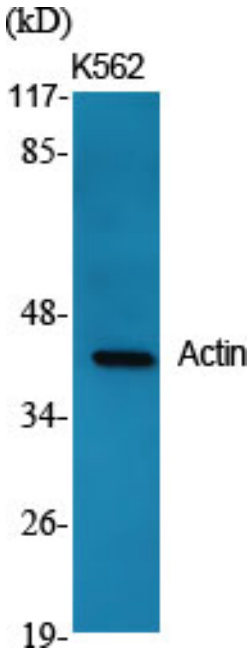

Western blot analysis of Actin in various lysates using Actin antibody.

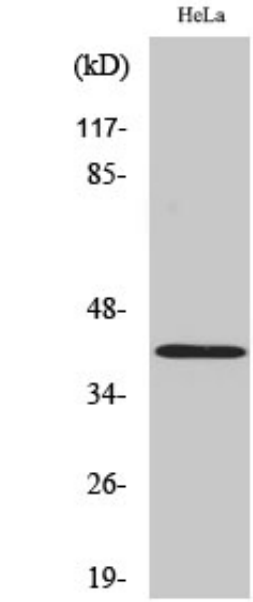

Western blot analysis of Actin in HeLa lysates using Actin antibody.

9051 Mira Mesa Blvd, #910094
San Diego, CA 92191
Tel: 760-390-3989

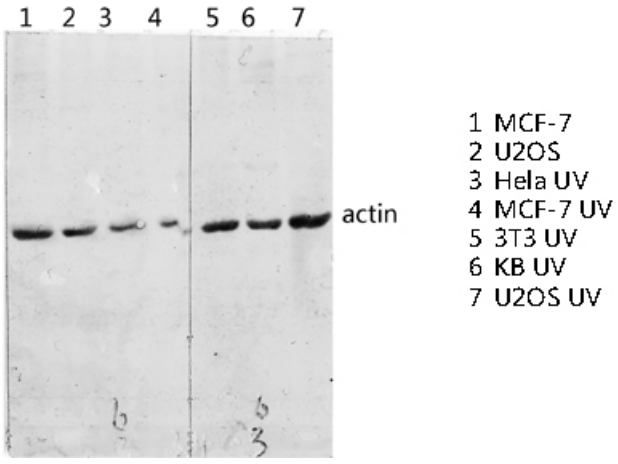

Western blot analysis of Actin in various lysates using Actin antibody.

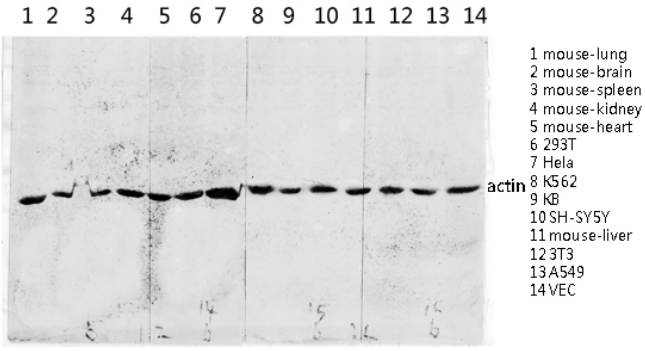

Western blot analysis of Actin in various lysates using Actin antibody.

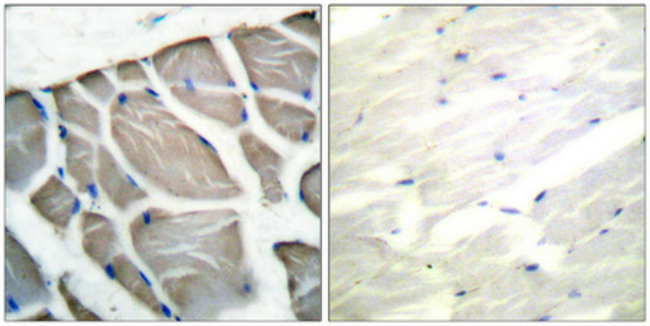

Immunohistochemistry analysis of paraffin-embedded Human skeletal muscle using Actin antibody.High-pressure and temperature Tris-EDTA pH 8.0 was used for antigen retrieval. Negetive contrl (right) obtaned from antibody. was preabsorbed by immunogen peptide.