9051 Mira Mesa Blvd, #910094
San Diego, CA 92191
Tel: 760-390-3989

CX3CR1 Rabbit pAb

ABZ1385

Product Overview

Name	CX3CR1 Rabbit pAb
Accession(Primary)	P49238
Host Species	Rabbit
Clonality	Polyclonal
Isotype	IgG
Species Reactivity	Human, Mouse, Rat
Calculated MW	Calculated MW: 40 kDa; Observed MW: 40 kDa
Recommended Dilution	WB-1:500-1:2000; IHC:-1:100-1:300; IF-1:50-1:200; ELISA-1:20000

Target information (P49238)

Gene Name	CX3CR1
About Gene Symbol	

9051 Mira Mesa Blvd, #910094
San Diego, CA 92191
Tel: 760-390-3989



Western blot analysis of Fractalkine Receptor in U87 lysates using Fractalkine Receptor antibody.

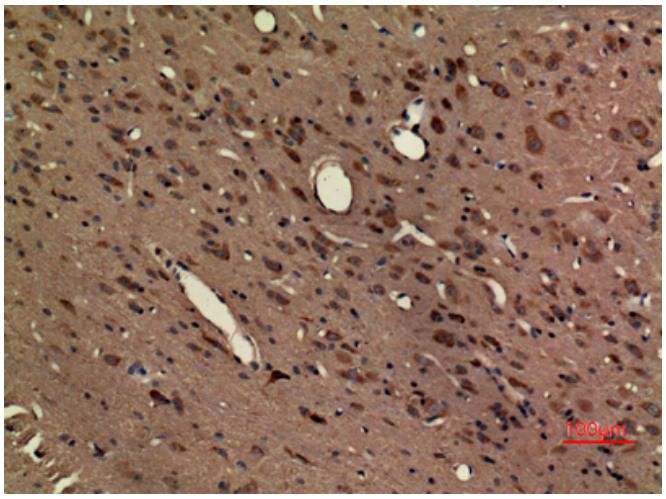

Immunohistochemistry analysis of paraffin-embedded rat brain using Fractalkine Receptor antibody.High-pressure and temperature Sodium Citrate pH 6.0 was used for antigen retrieval.

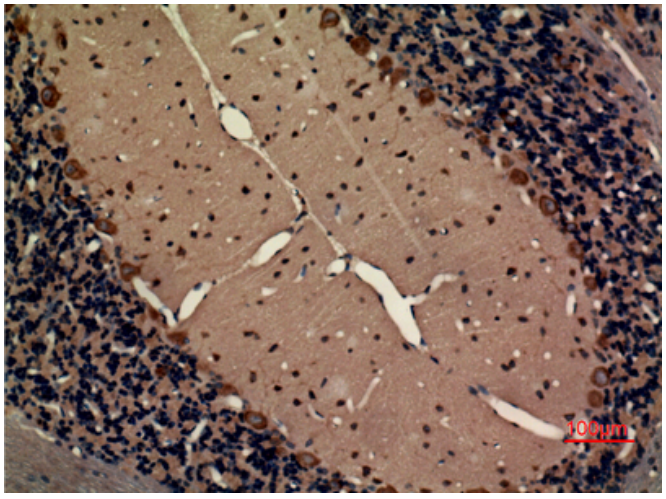

Immunohistochemistry analysis of paraffin-embedded rat brain using Fractalkine Receptor antibody. High-pressure and temperature Sodium Citrate pH 6.0 was used for antigen retrieval.

9051 Mira Mesa Blvd, #910094
San Diego, CA 92191
Tel: 760-390-3989

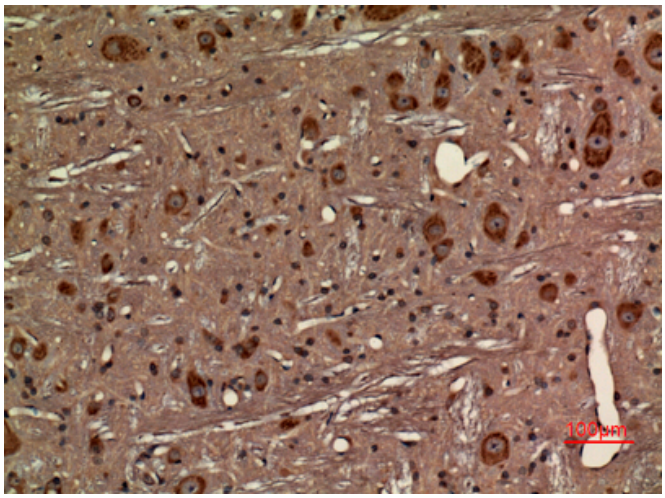

Immunohistochemistry analysis of paraffin-embedded rat brain using Fractalkine Receptor antibody.High-pressure and temperature Sodium Citrate pH 6.0 was used for antigen retrieval.