9051 Mira Mesa Blvd, #910094
San Diego, CA 92191
Tel: 760-390-3989

# STAT3 Rabbit pAb

ABZ1393

## Product Overview

| | |
|---|---|
| **Name** | STAT3 Rabbit pAb |
| **Accession(Primary)** | P40763 |
| **Host Species** | Rabbit |
| **Clonality** | Polyclonal |
| **Isotype** | IgG |
| **Species Reactivity** | Human, Mouse, Rat |
| **Calculated MW** | Calculated MW: 88 kDa; Observed MW: 88 kDa |
| **Recommended Dilution** | WB-1:500-1:2000; IHC-1:100-1:300; IF-1:50-1:200; ELISA-1:5000 |

## Target information (P40763)

| | |
|---|---|
| **Gene Name** | STAT3 |
| **About Gene Symbol** | STAT3 (Signal Transducer And Activator Of Transcription 3) is a transcription factor involved in gene transcription and regulation. It is an important research target in gene regulation, development, and cancer research and is widely studied to elucidate cellular mechanisms and identify therapeutic targets. |

9051 Mira Mesa Blvd, #910094
San Diego, CA 92191
Tel: 760-390-3989

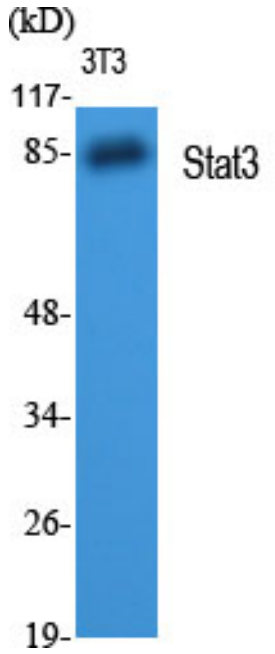


Western blot analysis of STAT3 in various lysates using STAT3 antibody.

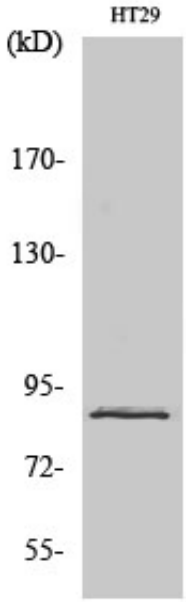


Western blot analysis of STAT3 in NIH3T3 lysates using Stat3 antibody.

9051 Mira Mesa Blvd, #910094
San Diego, CA 92191
Tel: 760-390-3989




Western blot analysis of STAT3 in Hepg2 lysates using STAT3 antibody.

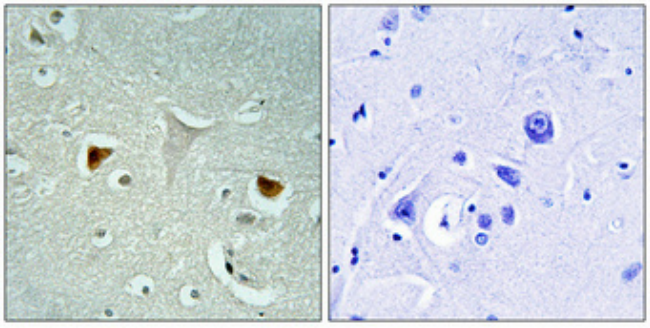

Immunohistochemistry analysis of paraffin-embedded Human brain using STAT3 antibody.High-pressure and temperature Tris-EDTA pH 8.0 was used for antigen retrieval. Negetive contrl (right) obtaned from antibody was preabsorbed by immunogen peptide.