9051 Mira Mesa Blvd, #910094
San Diego, CA 92191
Tel: 760-390-3989

VEGF Receptor 2 Rabbit pAb

ABZ1402

Product Overview

Name	VEGF Receptor 2 Rabbit pAb
Accession(Primary)	P35968
Host Species	Rabbit
Clonality	Polyclonal
Isotype	IgG
Species Reactivity	Human, Mouse
Calculated MW	Calculated MW: 152 kDa; Observed MW: 210,230 kDa
Recommended Dilution	WB-1:500-1:2000; IHC-1:100-1:300; IF-1:200-1:1000; ELISA-1:20000

Target information (P35968)

Gene Name	KDR
About Gene Symbol	

9051 Mira Mesa Blvd, #910094
San Diego, CA 92191
Tel: 760-390-3989

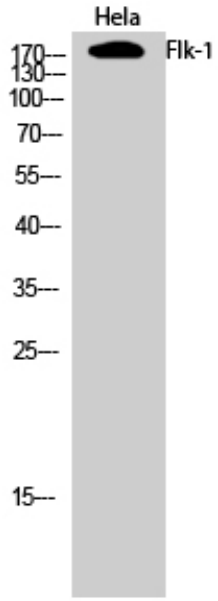

Western blot analysis of VEGF Receptor 2 in Hela lysates using VEGF Receptor 2 antibody.

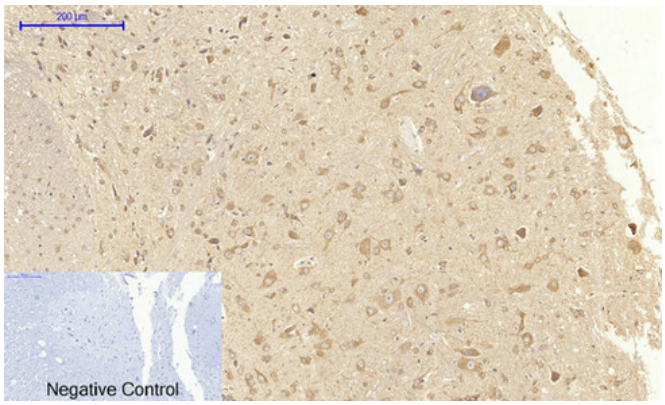

Immunohistochemistry analysis of paraffin-embedded rat spinalcord using Flk1 antibody.High-pressure and temperature Sodium Citrate pH 6.0 was used for antigen retrieval. Sample with blocking peptide on the right.

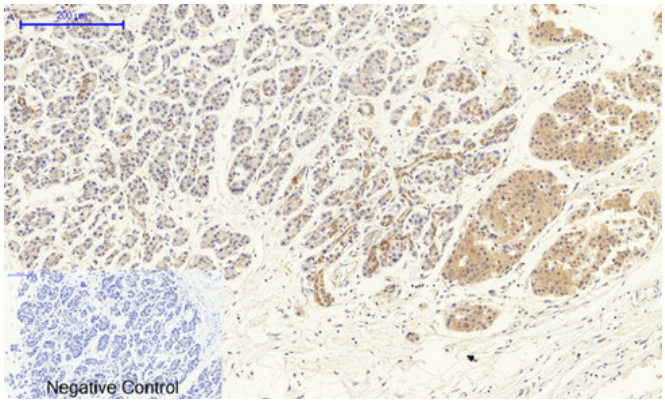

Immunohistochemistry analysis of paraffin-embedded Human stomach cancer using Flk1 antibody. High-pressure and temperature Sodium Citrate pH 6.0 was used for antigen retrieval.Negative control was used by secondary antibody only.

9051 Mira Mesa Blvd, #910094
San Diego, CA 92191
Tel: 760-390-3989

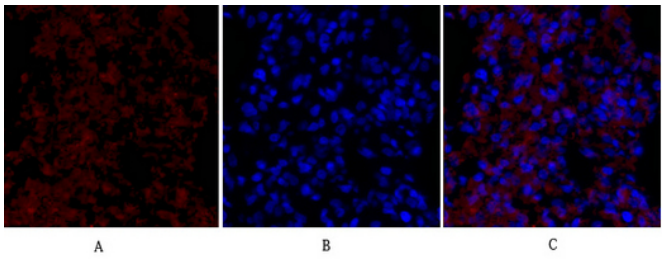

Immunofluorescence analysis of VEGF Receptor 2 in rat lung using Flk1 antibody(red),and DAPI (blue).

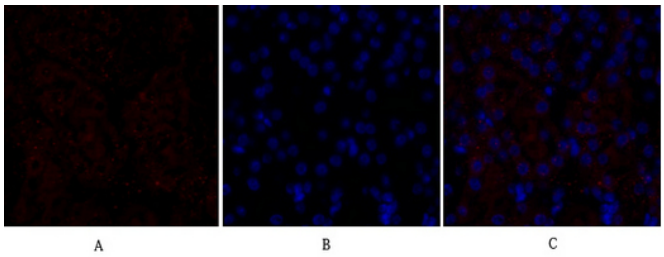

Immunofluorescence analysis of VEGF Receptor 2 in mouse kidney using VEGF Receptor 2 antibody(red) ,and DAPI (blue).