9051 Mira Mesa Blvd, #910094
San Diego, CA 92191
Tel: 760-390-3989

# IGFBP3 Rabbit pAb

ABZ1416

## Product Overview

| | |
|---|---|
| **Name** | IGFBP3 Rabbit pAb |
| **Accession(Primary)** | P17936 |
| **Host Species** | Rabbit |
| **Clonality** | Polyclonal |
| **Isotype** | IgG |
| **Species Reactivity** | Human, Mouse |
| **Calculated MW** | Calculated MW: 32 kDa; Observed MW: 32 kDa |
| **Recommended Dilution** | WB-1:500-1:2000; IHC-1:100-1:500; IF/ICC1:100-1:500; ELISA-1:5000-1:20000 |

## Target information (P17936)

| | |
|---|---|
| **Gene Name** | IGFBP3 |
| **About Gene Symbol** | |

9051 Mira Mesa Blvd, #910094
San Diego, CA 92191
Tel: 760-390-3989

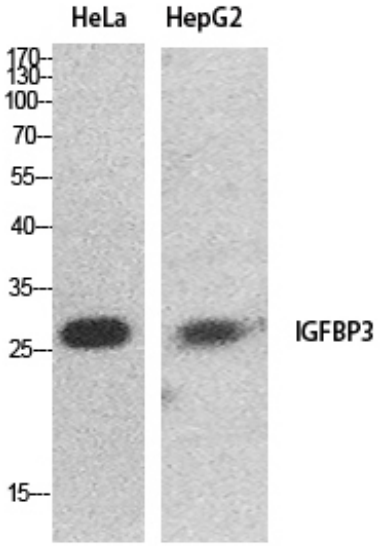


Western blot analysis of IGFBP3 in HeLa, HepG2 lysates using IGFBP3 antibody.

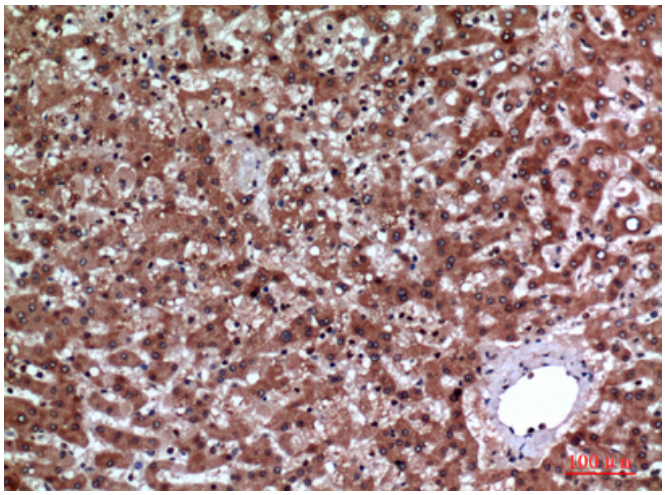

Immunohistochemistry analysis of paraffin-embedded Human liver using IGFBP3 antibody.High-pressure and temperature Sodium Citrate pH 6.0 was used for antigen retrieval.

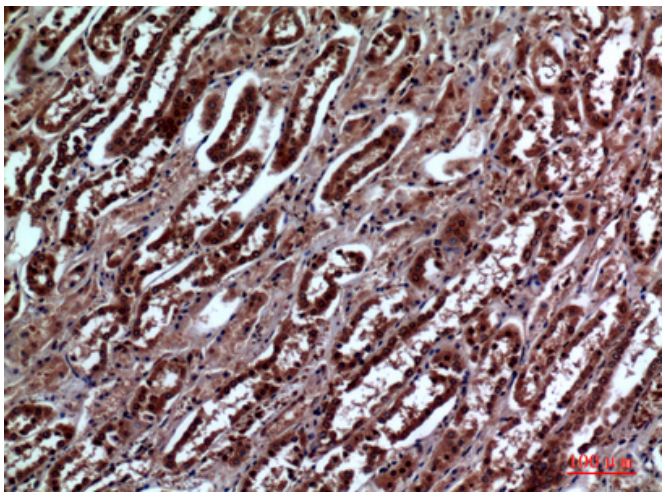

Immunohistochemistry analysis of paraffin-embedded Human kidney using IGFBP3 antibody. High-pressure and temperature Sodium Citrate pH 6.0 was used for antigen retrieval.

9051 Mira Mesa Blvd, #910094
San Diego, CA 92191
Tel: 760-390-3989

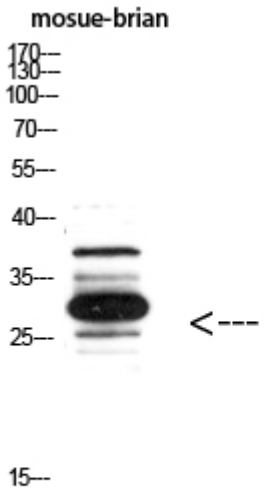


Western blot analysis of IGFBP3 in mosue brian lysates using IGFBP3 antibody.