9051 Mira Mesa Blvd, #910094
San Diego, CA 92191
Tel: 760-390-3989

Desmin Rabbit pAb

ABZ1417

Product Overview

Name	Desmin Rabbit pAb
Accession(Primary)	P17661
Host Species	Rabbit
Clonality	Polyclonal
Isotype	IgG
Species Reactivity	Human, Mouse, Rat
Calculated MW	Calculated MW: 54 kDa; Observed MW: 54 kDa
Recommended Dilution	WB-1:500-1:2000; IHC-1:100-1:300; IF-1:200-1:1000; ELISA-1:10000

Target information (P17661)

Gene Name	DES
About Gene Symbol	DES (Desmin) is a structural cytoskeletal protein involved in cytoskeletal organization. It is an important research target in cardiovascular disease and is widely studied to elucidate cellular mechanisms and identify therapeutic targets.

9051 Mira Mesa Blvd, #910094
San Diego, CA 92191
Tel: 760-390-3989

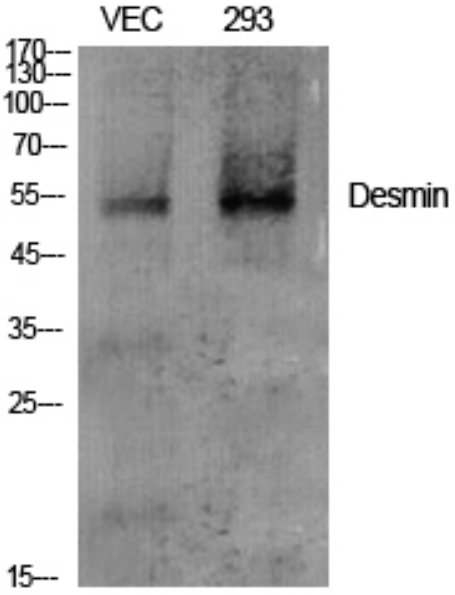

Western blot analysis of Desmin in various lysates using Desmin antibody.



Western blot analysis of Desmin in VEC lysates using Desmin antibody.

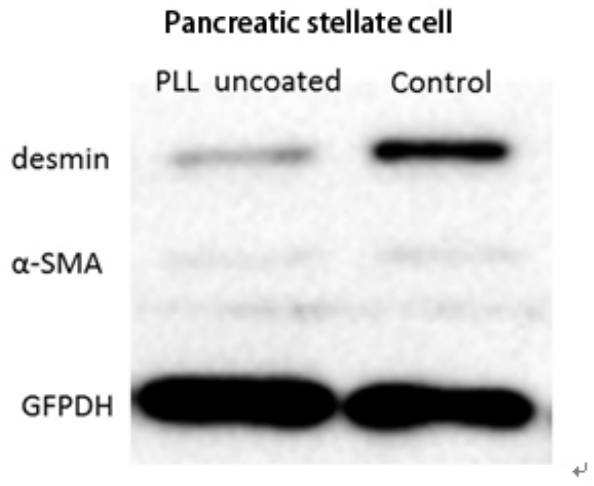

Western blot analysis of Desmin in pancreatic stellate lytsates using Desmin antibody.

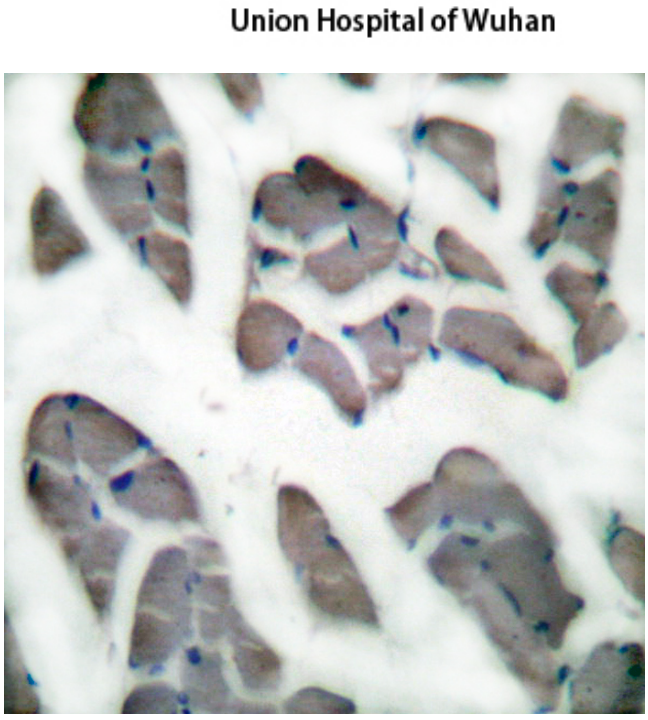

Immunohistochemistry analysis of paraffin-embedded Human skeletal muscle tissue using Desmin antibody.High-pressure and temperature Sodium Citrate pH 6.0 was used for antigen retrieval.Sample with blocking peptide on the right.

9051 Mira Mesa Blvd, #910094
San Diego, CA 92191
Tel: 760-390-3989

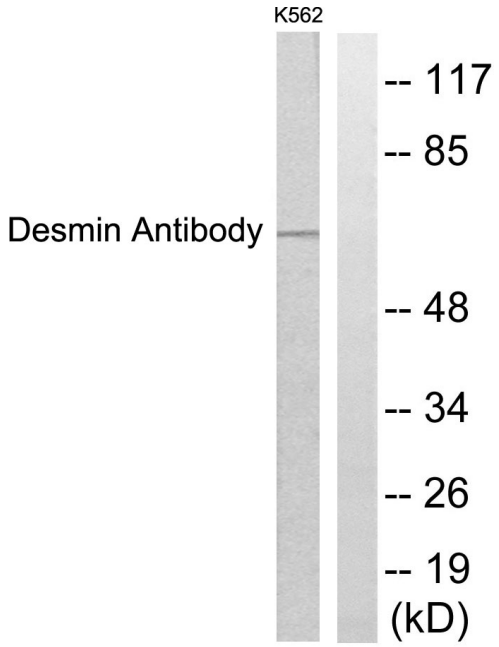

Western blot analysis of Desmin in K562 lytsates using Desmin antibody. The lane on the right is blocked with the synthesized peptide.