9051 Mira Mesa Blvd, #910094
San Diego, CA 92191
Tel: 760-390-3989

Synapsin I Rabbit pAb

ABZ1419

Product Overview

Name	Synapsin I Rabbit pAb
Accession(Primary)	P17600
Host Species	Rabbit
Clonality	Polyclonal
Isotype	IgG
Species Reactivity	Human, Mouse, Rat
Calculated MW	Calculated MW: 74 kDa; Observed MW: 74 kDa
Recommended Dilution	WB-1:500-1:2000; IHC-1:100-1:300; IF-1:200-1:1000; ELISA-1:20000

Target information (P17600)

Gene Name	SYN1
About Gene Symbol	

9051 Mira Mesa Blvd, #910094
San Diego, CA 92191
Tel: 760-390-3989

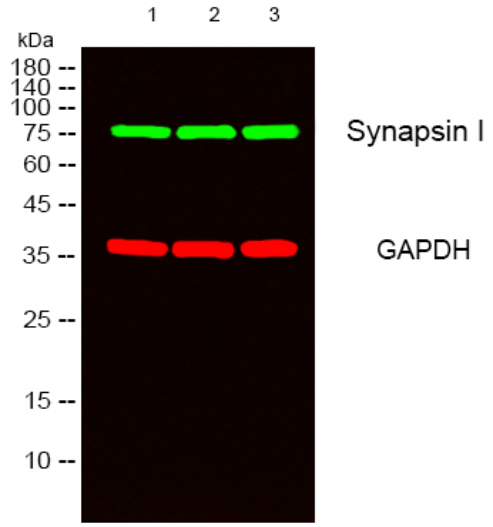

Western blot analysis of Synapsin 1 in Hela, 293, 3T3 lysates using Synapsin 1 antibody.

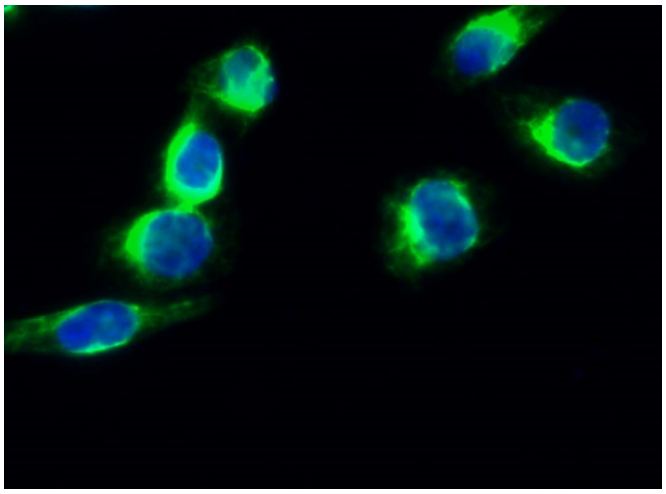

Immunofluorescence analysis of Synapsin 1 in Hela using Synapsin I antibody(green)

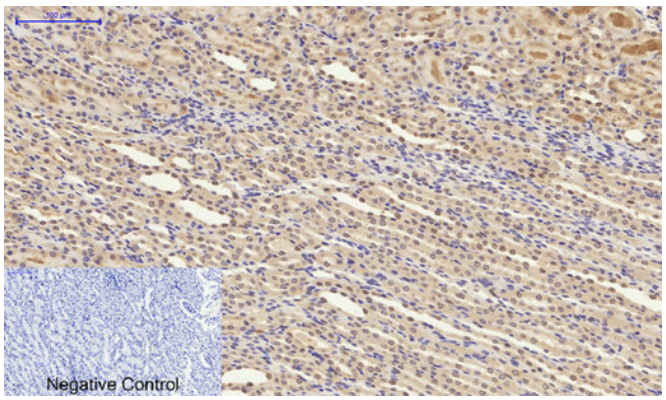

Immunohistochemistry analysis of paraffin-embedded rat kidney tissue using Synapsin 1 antibody. High-pressure and temperature Sodium Citrate pH 6.0 was used for antigen retrieval.