9051 Mira Mesa Blvd, #910094
San Diego, CA 92191
Tel: 760-390-3989

FN Rabbit pAb

ABZ1427

Product Overview

Name	FN Rabbit pAb
Accession(Primary)	P02751
Host Species	Rabbit
Clonality	Polyclonal
Isotype	IgG
Species Reactivity	Human, Mouse, Rat
Calculated MW	Calculated MW: 272 kDa; Observed MW: 260 kDa
Recommended Dilution	WB-1:500-1:2000; IHC:-1:100-1:300; IF-1:100-1:300; ELISA-1:20000

Target information (P02751)

Gene Name	FN1
About Gene Symbol	FN1 (Fibronectin 1) is a protein kinase and signaling regulator involved in cell migration and invasion. It is an important research target in cancer, cell signaling, and therapeutic target research and is widely studied to elucidate cellular mechanisms and identify therapeutic targets.

9051 Mira Mesa Blvd, #910094
San Diego, CA 92191
Tel: 760-390-3989



Western blot analysis of Fibronectin in various lysates using Fibronectin antibody.

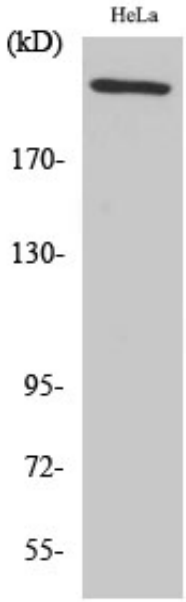

Western blot analysis of Fibronectin in HeLa lysates using FN1 antibody.

9051 Mira Mesa Blvd, #910094
San Diego, CA 92191
Tel: 760-390-3989



Western blot analysis of Fibronectin in 3T3 KB K562 293T lysates using FN1 antibody.

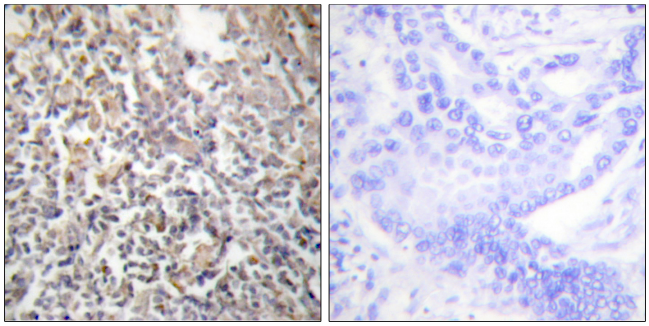

Immunohistochemistry analysis of paraffin-embedded Human thyroid gland tissue using Fibronectin 1 antibody.High-pressure and temperature Sodium Citrate pH 6.0 was used for antigen retrieval.Sample with blocking peptide on the right.

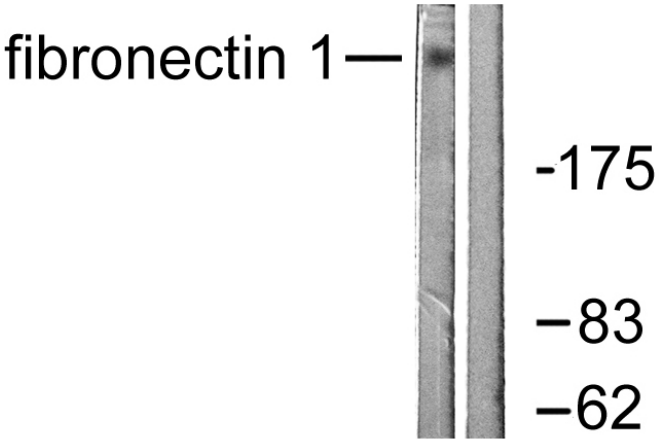

Western blot analysis of Fibronectins in HeLa lytsates using Fibronectin 1 antibody. The lane on the right is blocked with the synthesized peptide.