9051 Mira Mesa Blvd, #910094
San Diego, CA 92191
Tel: 760-390-3989

MCL1 Rabbit pAb

ABZ1467

Product Overview

Name	MCL1 Rabbit pAb
Accession(Primary)	Q07820
Host Species	Rabbit
Clonality	Polyclonal
Isotype	IgG
Species Reactivity	Human, Mouse, Rat
Calculated MW	Calculated MW: 37 kDa; Observed MW: 37 kDa
Recommended Dilution	WB-1:500-1:2000; IHC-1:100-1:300; IF-1:50-1:200; ELISA-1:40000

Target information (Q07820)

Gene Name	MCL1
About Gene Symbol	

9051 Mira Mesa Blvd, #910094
San Diego, CA 92191
Tel: 760-390-3989

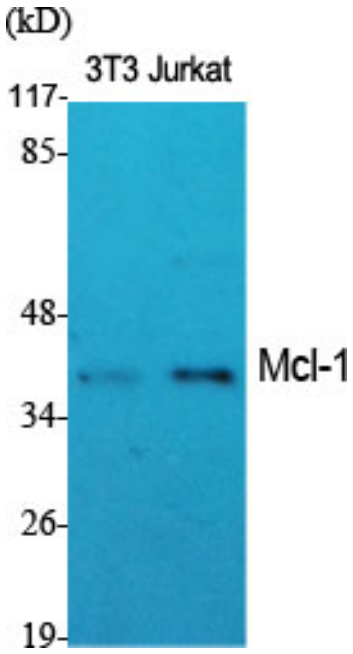

Western blot analysis of MCL1 in various lysates using MCL1 antibody.

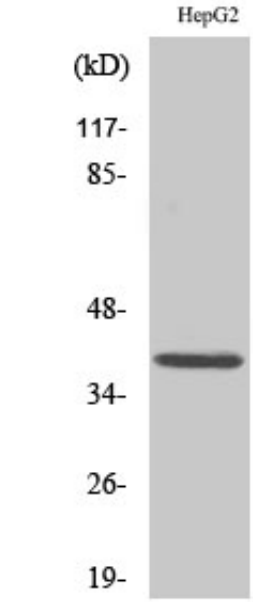

Western blot analysis of MCL1 in Jurkat lysates using Mcl1 antibody.

9051 Mira Mesa Blvd, #910094
San Diego, CA 92191
Tel: 760-390-3989

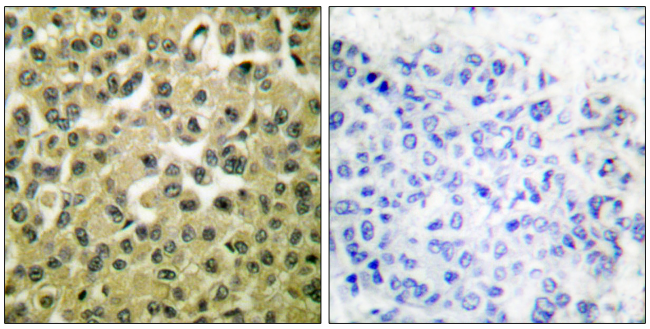

Immunohistochemistry analysis of paraffin-embedded Human breast carcinoma tissue using MCL1 antibody. High-pressure and temperature Sodium Citrate pH 6.0 was used for antigen retrieval. Sample with blocking peptide on the right.

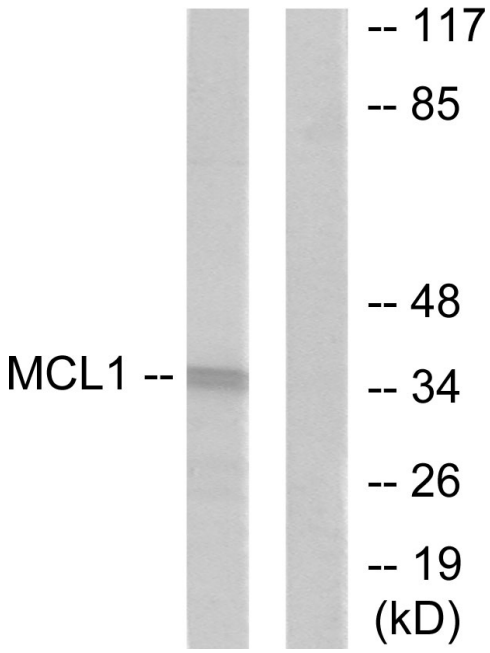

Western blot analysis of MCL1 in HUVEC lysates using MCL1 antibody.The lane on the right is blocked with the synthesized peptide.