9051 Mira Mesa Blvd, #910094
San Diego, CA 92191
Tel: 760-390-3989

# Tau Rabbit pAb

ABZ1472

## Product Overview

| | |
|---|---|
| **Name** | Tau Rabbit pAb |
| **Accession(Primary)** | P10636 |
| **Host Species** | Rabbit |
| **Clonality** | Polyclonal |
| **Isotype** | IgG |
| **Species Reactivity** | Human, Mouse, Rat |
| **Calculated MW** | Calculated MW: 79 kDa; Observed MW: 79 kDa |
| **Recommended Dilution** | WB-1:500-1:2000; IHC-1:100-1:300; IF-1:200-1:1000; ELISA-1:20000 |

## Target information (P10636)

| | |
|---|---|
| **Gene Name** | MAPT |
| **About Gene Symbol** | |

9051 Mira Mesa Blvd, #910094
San Diego, CA 92191
Tel: 760-390-3989

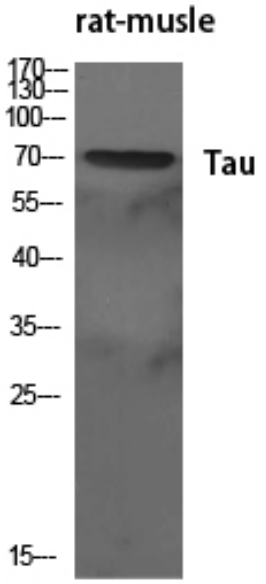


Western blot analysis of Tau in various lysates using Tau antibody.

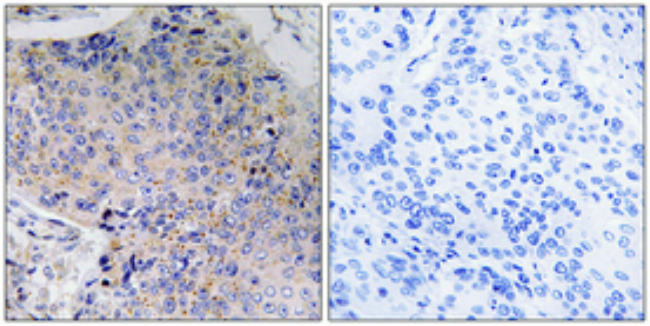

Immunohistochemistry analysis of paraffin-embedded Human lung cancer using Tau antibody.High-pressure and temperature Tris-EDTA pH 8.0 was used for antigen retrieval. Sample with blocking peptide on the right.

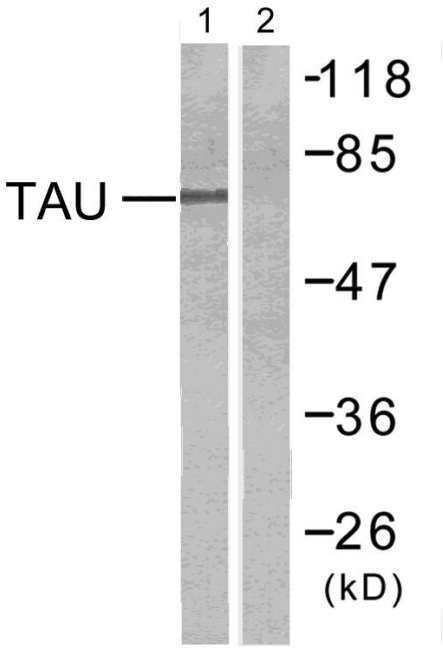


Western blot analysis of Tau in mouse brain using Tau antibody. The lane on the right is blocked with the synthesized peptide.