9051 Mira Mesa Blvd, #910094
San Diego, CA 92191
Tel: 760-390-3989

NOX2/gp91phox Rabbit pAb

ABZ1504

Product Overview

Name	NOX2/gp91phox Rabbit pAb
Accession(Primary)	P04839
Host Species	Rabbit
Clonality	Polyclonal
Isotype	IgG
Species Reactivity	Human, Mouse
Calculated MW	Calculated MW: 65 kDa; Observed MW: 70 kDa
Recommended Dilution	WB-1:500-1:2000; IHC:-1:100-1:300; IF-1:50-1:200; ELISA-1:20000

Target information (P04839)

Gene Name	CYBB
About Gene Symbol	

9051 Mira Mesa Blvd, #910094
San Diego, CA 92191
Tel: 760-390-3989



Western blot analysis of NOX2 in K562 lysates using NOX2 antibody.

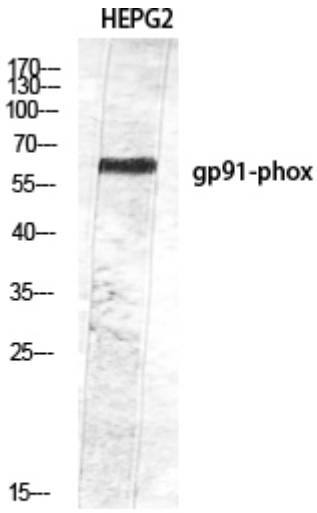

Western blot analysis of NOX2 in HEPG2 lysates using NOX2 antibody.

9051 Mira Mesa Blvd, #910094
San Diego, CA 92191
Tel: 760-390-3989

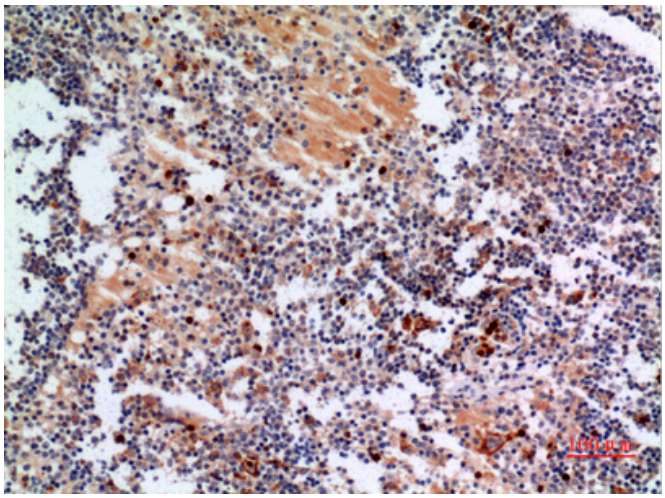

Immunohistochemistry analysis of paraffin-embedded Human lymphgl using NOX2 antibody. High-pressure and temperature Sodium Citrate pH 6.0 was used for antigen retrieval.

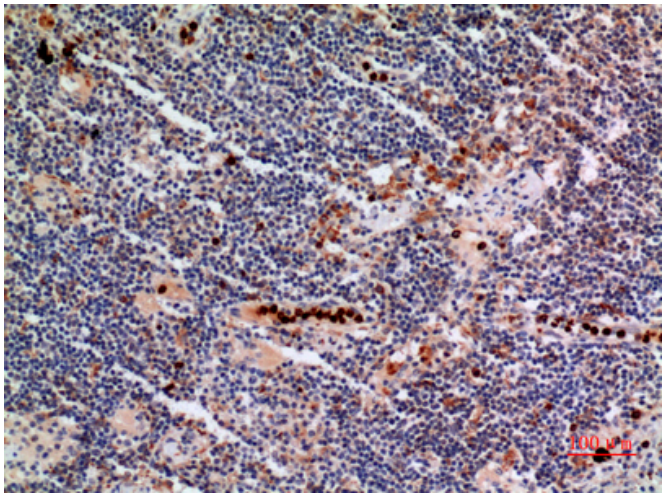

Immunohistochemistry analysis of paraffin-embedded Human lymphgl using NOX2 antibody.High-pressure and temperature Sodium Citrate pH 6.0 was used for antigen retrieval.

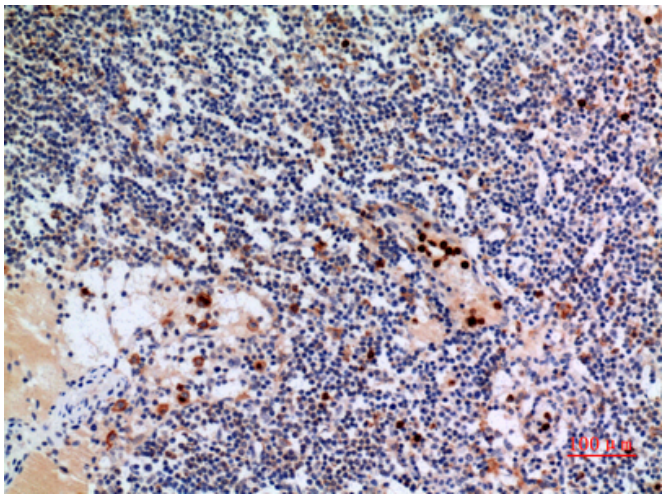

Immunohistochemistry analysis of paraffin-embedded Human lymphgl using NOX2 antibody.High-pressure and temperature Sodium Citrate pH 6.0 was used for antigen retrieval.

9051 Mira Mesa Blvd, #910094
San Diego, CA 92191
Tel: 760-390-3989

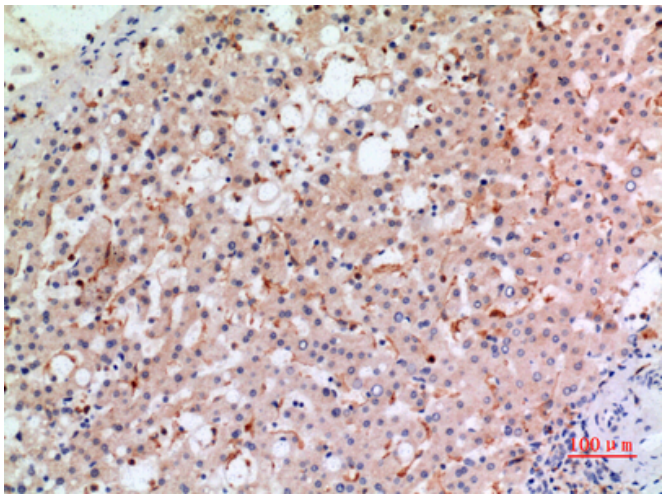

Immunohistochemistry analysis of paraffin-embedded Human liver using NOX2 antibody.High-pressure and temperature Sodium Citrate pH 6.0 was used for antigen retrieval.