9051 Mira Mesa Blvd, #910094
San Diego, CA 92191
Tel: 760-390-3989

CD62L Rabbit pAb

ABZ1505

Product Overview

Name	CD62L Rabbit pAb
Accession(Primary)	P14151
Host Species	Rabbit
Clonality	Polyclonal
Isotype	IgG
Species Reactivity	Human, Mouse, Rat
Calculated MW	Calculated MW: 42 kDa; Observed MW: 42 kDa
Recommended Dilution	WB-1:500-1:2000; IHC-1:50-1:300

Target information (P14151)

Gene Name SELL

About Gene Symbol



Western blot analysis of CD62L in K562 lysates using CD62L antibody.

9051 Mira Mesa Blvd, #910094
San Diego, CA 92191
Tel: 760-390-3989

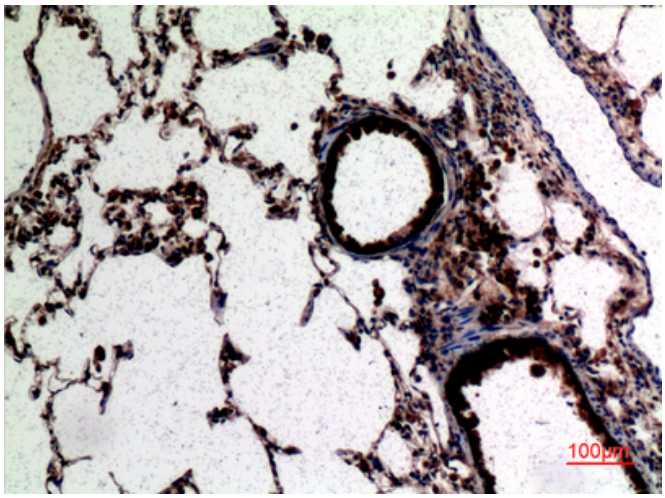

Immunohistochemistry analysis of paraffin-embedded rat lung using CD62L antibody.High-pressure and temperature Sodium Citrate pH 6.0 was used for antigen retrieval.

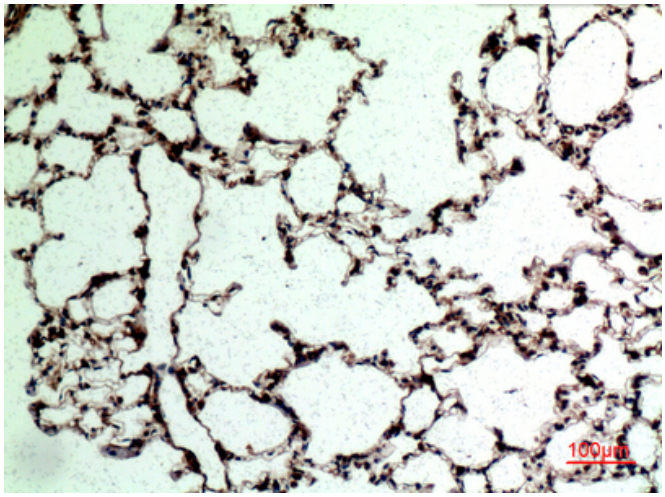

Immunohistochemistry analysis of paraffin-embedded rat lung using CD62L antibody. High-pressure and temperature Sodium Citrate pH 6.0 was used for antigen retrieval.

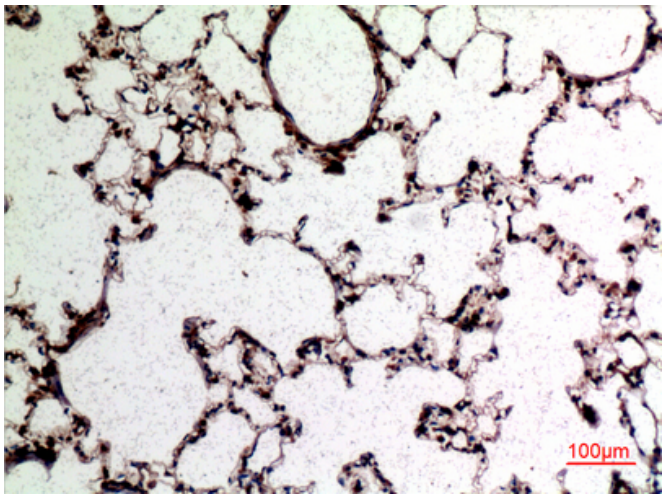

Immunohistochemistry analysis of paraffin-embedded rat lung using CD62L antibody.High-pressure and temperature Sodium Citrate pH 6.0 was used for antigen retrieval.

9051 Mira Mesa Blvd, #910094
San Diego, CA 92191
Tel: 760-390-3989

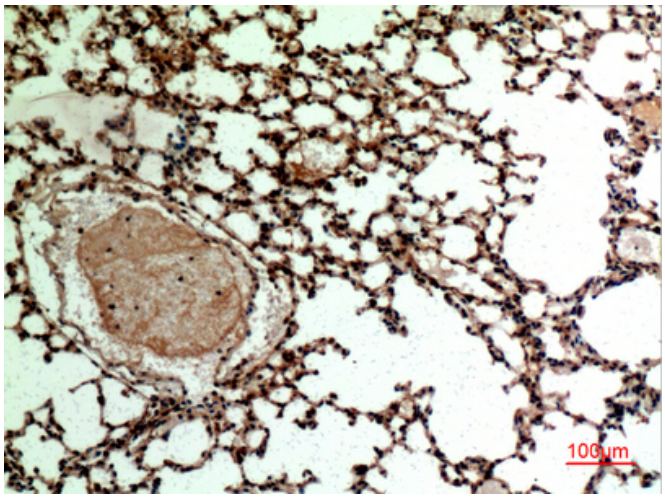

Immunohistochemistry analysis of paraffin-embedded mouse lung using CD62L antibody.High-pressure and temperature Sodium Citrate pH 6.0 was used for antigen retrieval.

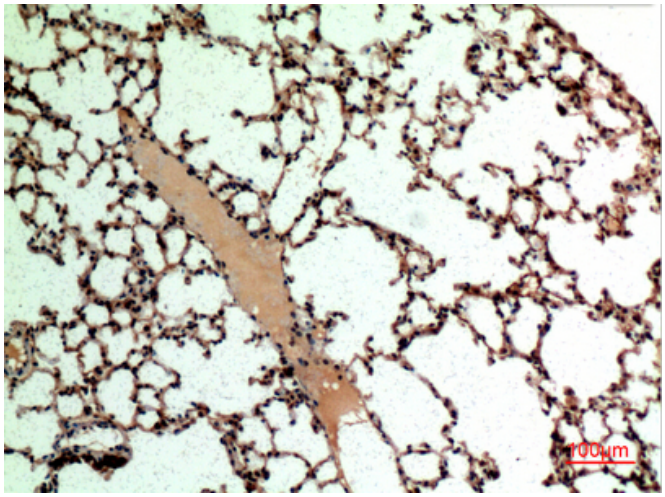

Immunohistochemistry analysis of paraffin-embedded mouse lung using CD62L antibody.High-pressure and temperature Sodium Citrate pH 6.0 was used for antigen retrieval.