9051 Mira Mesa Blvd, #910094
San Diego, CA 92191
Tel: 760-390-3989

CD241 Rabbit pAb

ABZ1507

Product Overview

Name	CD241 Rabbit pAb
Accession(Primary)	Q02094
Host Species	Rabbit
Clonality	Polyclonal
Isotype	IgG
Species Reactivity	Human, Mouse, Rat
Calculated MW	Calculated MW: 44 kDa; Observed MW: 44 kDa
Recommended Dilution	WB-1:500-1:2000; IHC:-1:100-1:300; IF-1:50-1:200; ELISA-1:20000

Target information (Q02094)

Gene Name	RHAG
About Gene Symbol	

9051 Mira Mesa Blvd, #910094
San Diego, CA 92191
Tel: 760-390-3989

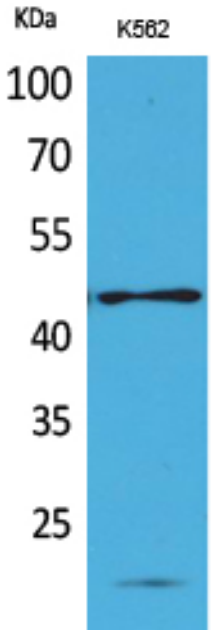

Western blot analysis of CD241 in K562 lysates using CD241 antibody.

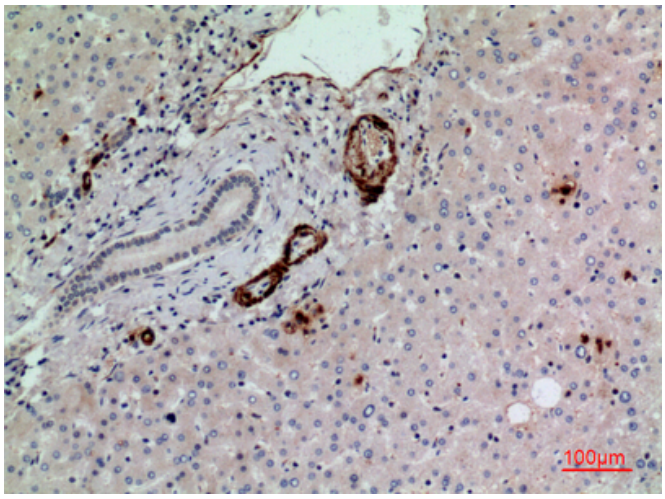

Immunohistochemistry analysis of paraffin-embedded Human liver using CD241 antibody.High-pressure and temperature Sodium Citrate pH 6.0 was used for antigen retrieval.

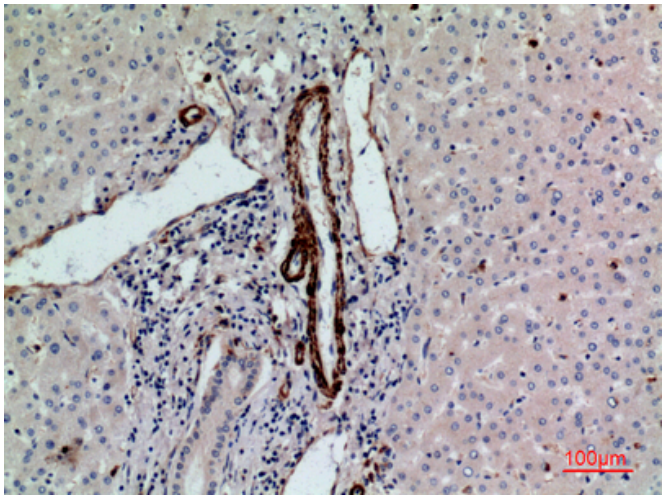

Immunohistochemistry analysis of paraffin-embedded Human liver using CD241 antibody. High-pressure and temperature Sodium Citrate pH 6.0 was used for antigen retrieval.

9051 Mira Mesa Blvd, #910094
San Diego, CA 92191
Tel: 760-390-3989

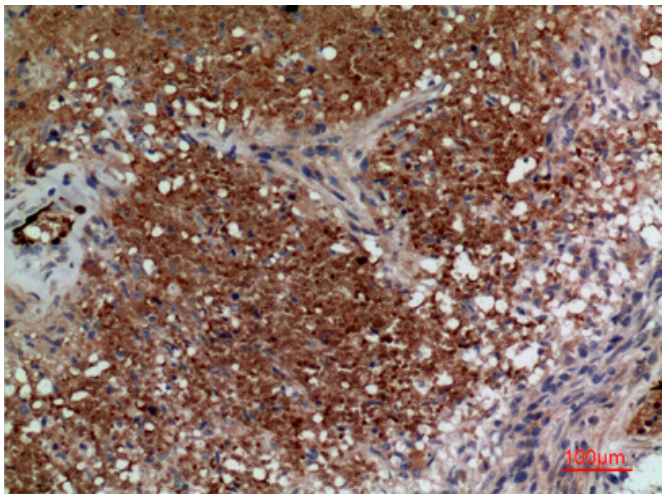

Immunohistochemistry analysis of paraffin-embedded Human brain using CD241 antibody.High-pressure and temperature Sodium Citrate pH 6.0 was used for antigen retrieval.

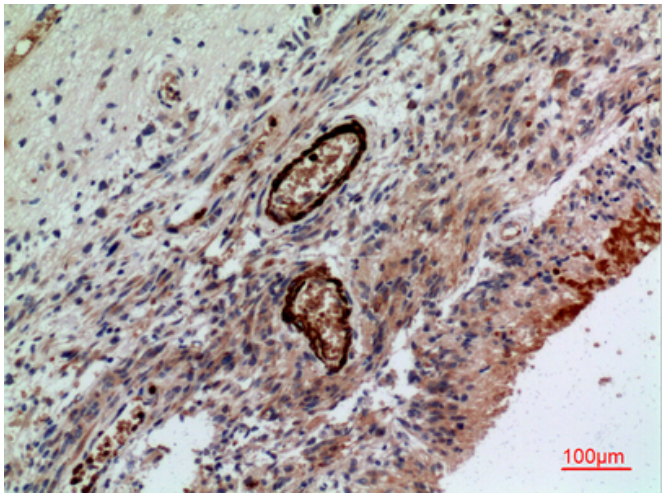

Immunohistochemistry analysis of paraffin-embedded Human brain using CD241 antibody.High-pressure and temperature Sodium Citrate pH 6.0 was used for antigen retrieval.

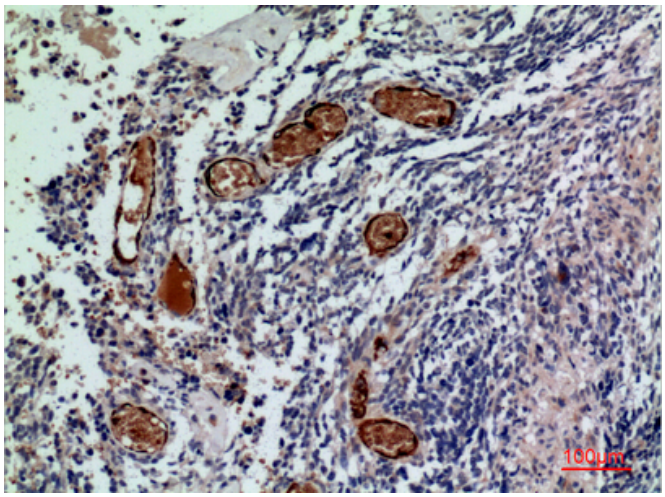

Immunohistochemistry analysis of paraffin-embedded Human brain using CD241 antibody.High-pressure and temperature Sodium Citrate pH 6.0 was used for antigen retrieval.