9051 Mira Mesa Blvd, #910094
San Diego, CA 92191
Tel: 760-390-3989

IL-28 Rabbit pAb

ABZ1508

Product Overview

Name	IL-28 Rabbit pAb
Accession(Primary)	Q8IZJ0
Host Species	Rabbit
Clonality	Polyclonal
Isotype	IgG
Species Reactivity	Human, Mouse
Calculated MW	Calculated MW: 22 kDa; Observed MW: 25 kDa
Recommended Dilution	WB-1:500-1:2000; IHC:-1:100-1:300; IF-1:50-1:200; ELISA-1:20000

Target information (Q8IZJ0)

Gene Name	IFNL2
About Gene Symbol	

9051 Mira Mesa Blvd, #910094
San Diego, CA 92191
Tel: 760-390-3989

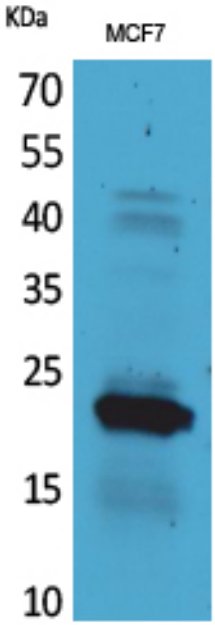

Western blot analysis of IL-28 in MCF-7 lysates using IL-28 antibody.

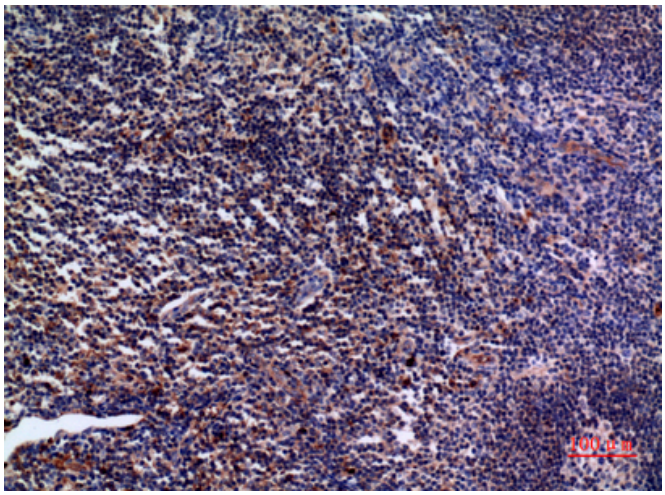

Immunohistochemistry analysis of paraffin-embedded Human tonsil using IL-28 antibody.High-pressure and temperature Sodium Citrate pH 6.0 was used for antigen retrieval.

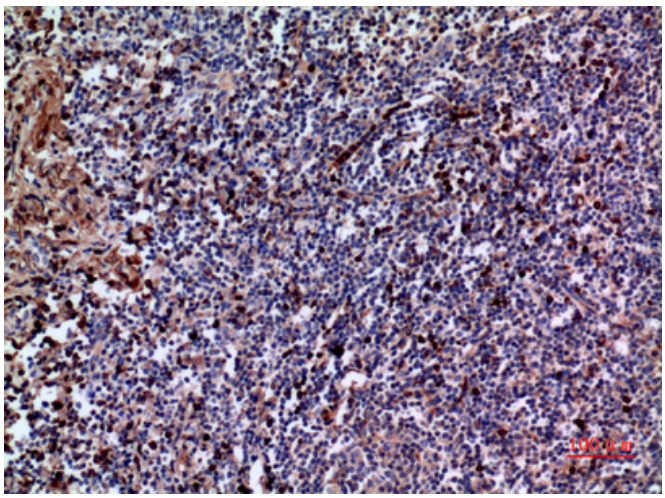

Immunohistochemistry analysis of paraffin-embedded Human tonsil using IL-28 antibody. High-pressure and temperature Sodium Citrate pH 6.0 was used for antigen retrieval.

9051 Mira Mesa Blvd, #910094
San Diego, CA 92191
Tel: 760-390-3989

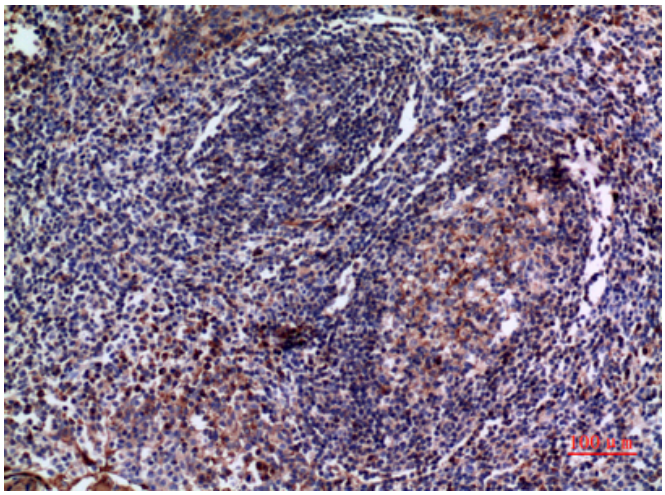

Immunohistochemistry analysis of paraffin-embedded Human tonsil using IL-28 antibody.High-pressure and temperature Sodium Citrate pH 6.0 was used for antigen retrieval.

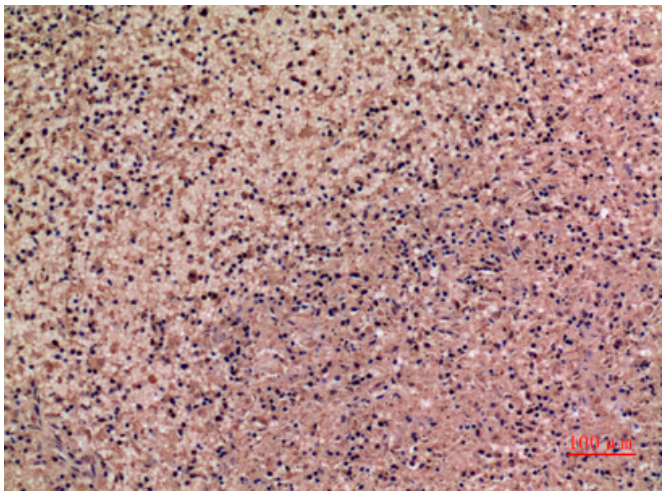

Immunohistochemistry analysis of paraffin-embedded Human spleen using IL-28 antibody.High-pressure and temperature Sodium Citrate pH 6.0 was used for antigen retrieval.

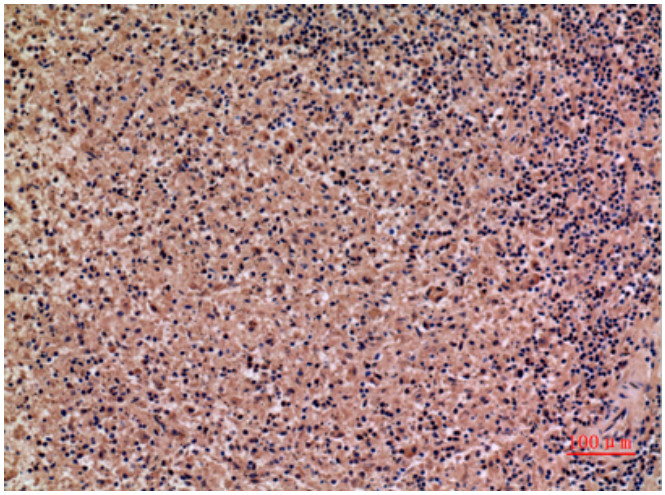

Immunohistochemistry analysis of paraffin-embedded Human spleen using IL-28 antibody.High-pressure and temperature Sodium Citrate pH 6.0 was used for antigen retrieval.