9051 Mira Mesa Blvd, #910094
San Diego, CA 92191
Tel: 760-390-3989

CXCR6 Rabbit pAb

ABZ1509

Product Overview

Name	CXCR6 Rabbit pAb
Accession(Primary)	O00574
Host Species	Rabbit
Clonality	Polyclonal
Isotype	IgG
Species Reactivity	Human, Mouse
Calculated MW	Calculated MW: 39 kDa; Observed MW: 39 kDa
Recommended Dilution	WB-1:500-1:2000; IHC:-1:100-1:300; IF-1:50-1:200; ELISA-1:20000

Target information (O00574)

Gene Name	CXCR6
About Gene Symbol	

9051 Mira Mesa Blvd, #910094
San Diego, CA 92191
Tel: 760-390-3989



Western blot analysis of CXCR6 in HeLa lysates using CXCR6 antibody.

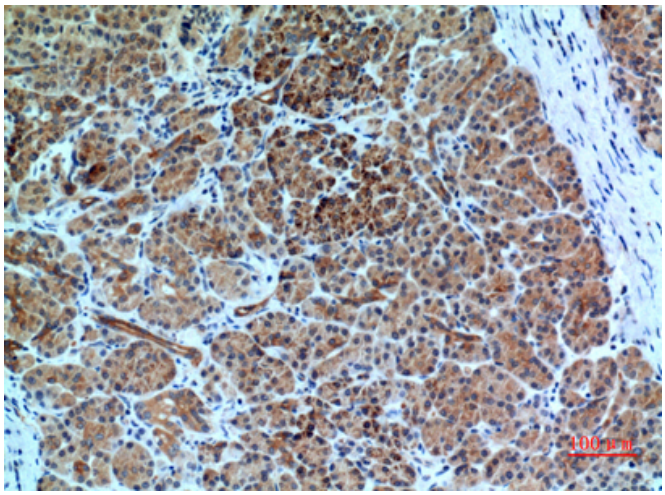

Immunohistochemistry analysis of paraffin-embedded Human pancreas using CXCR6 antibody.High-pressure and temperature Sodium Citrate pH 6.0 was used for antigen retrieval.

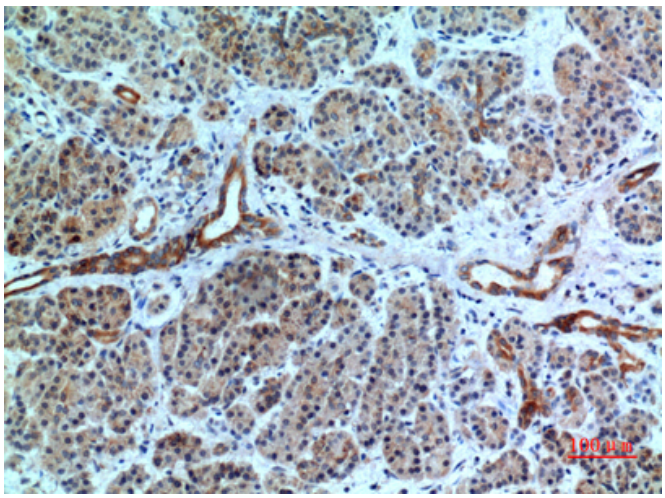

Immunohistochemistry analysis of paraffin-embedded Human pancreas using CXCR6 antibody. High-pressure and temperature Sodium Citrate pH 6.0 was used for antigen retrieval.

9051 Mira Mesa Blvd, #910094
San Diego, CA 92191
Tel: 760-390-3989

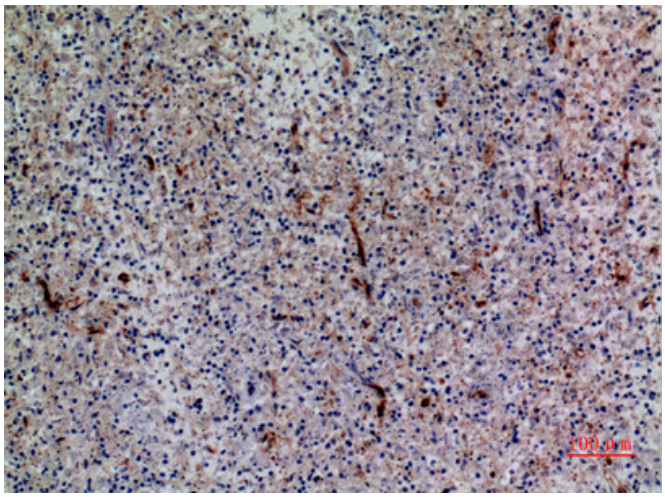

Immunohistochemistry analysis of paraffin-embedded Human spleen using CXCR6 antibody.High-pressure and temperature Sodium Citrate pH 6.0 was used for antigen retrieval.

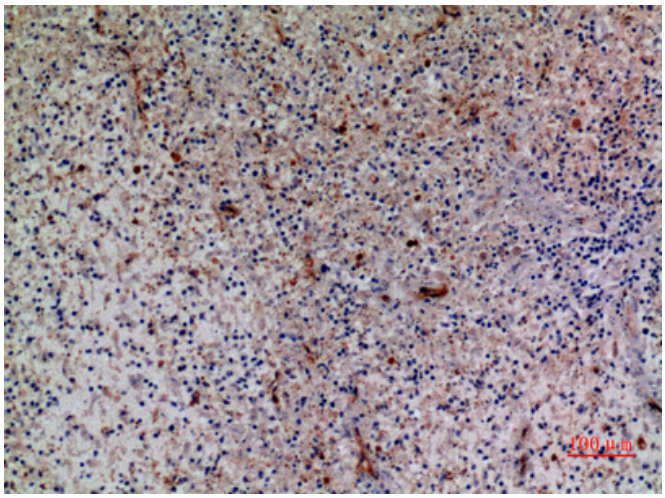

Immunohistochemistry analysis of paraffin-embedded Human spleen using CXCR6 antibody.High-pressure and temperature Sodium Citrate pH 6.0 was used for antigen retrieval.